

POST MATCH SUMMARY REPORT



Palmeiras 0 - 0 FC Porto

Group A - Match 4

15 June 2025

18:00 Kick Off

MetLife Stadium

Match Summary - Teams



Palmeiras

0

—

0









FC Porto

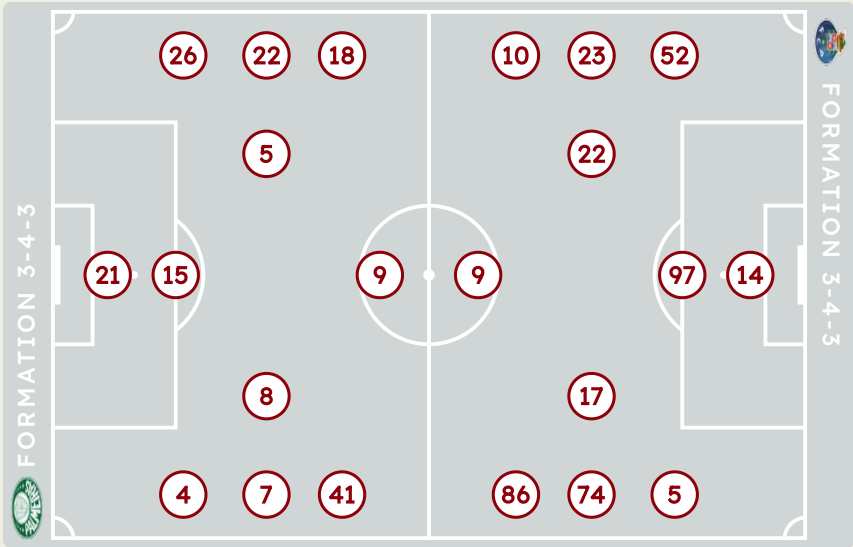


STARTING

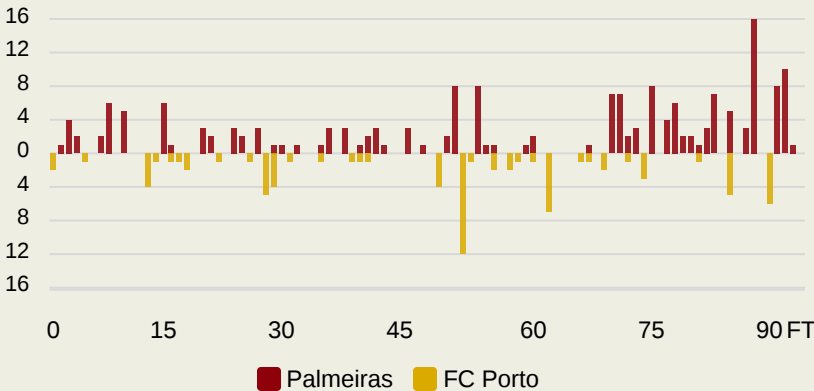
-  21 GK WEVERTON
-  4 DF Agustin GIAY
-  5 MF Anibal MORENO
-  7 MF FELIPE ANDERSON 9' ↓ 65'
-  8 MF Richard RIOS ↓ 87'
-  9 FW VITOR ROQUE ↓ 77'
-  15 DF Gustavo GOMEZ 62'
-  18 FW MAURICIO ↓ 65'
-  22 DF Joaquin PIQUEREZ
-  26 DF MURILO
-  41 FW ESTEVAO ↓ 65'

SUBSTITUTES

-  14 GK MARCELO LOMBA
-  2 DF MARCOS ROCHA
-  3 DF BRUNO FUCHS
-  6 DF VANDERLAN
-  10 FW PAULINHO ↑ 65'
-  12 DF MAYKE
-  13 DF MICAEL
-  17 FW Facundo TORRES
-  23 MF RAPHAEL VEIGA ↑ 65'
-  30 MF LUCAS EVANGELISTA ↑ 87'
-  31 FW LUIGHI
-  32 MF Emiliano MARTINEZ
-  39 FW THALYS
-  40 MF ALLAN ↑ 65'
-  42 FW Jose Manuel LOPEZ ↑ 77'



Distribution in the Final Third



STARTING

- CLAUDIO RAMOS GK 14
- Ivan MARCANO DF 5
- Samu AGHEHOWA FW 9
- ↓ 82' FABIO VIEIRA MF 10
- ↓ 67' Gabri VEIGA MF 17
- ↓ 82' Alan VARELA MF 22
- ↓ 78' JOAO MARIO DF 23
- 15' MARTIM FERNANDES DF 52
- FRANCISCO MOURA DF 74
- ↓ 78' RODRIGO MORA FW 86
- ZE PEDRO DF 97

SUBSTITUTES

- DIOGO FERNANDES GK 51
- OTAVIO DF 4
- ↑ 78' Stephen EUSTAQUIO MF 6
- WILLIAM GOMES FW 7
- ↑ 67' PEPE FW 11
- Zaidu SANUSI DF 12
- VASCO SOUSA MF 15
- Danny NAMASO FW 19
- ↑ 82' ANDRE FRANCO MF 20
- 91' ↑ 78' Nehuen PEREZ DF 24
- ↑ 82' Tomas PEREZ MF 25
- Deniz GUL FW 27
- Angel ALARCON FW 47
- ANDRE OLIVEIRA MF 68
- GONCALO BORGES FW 70

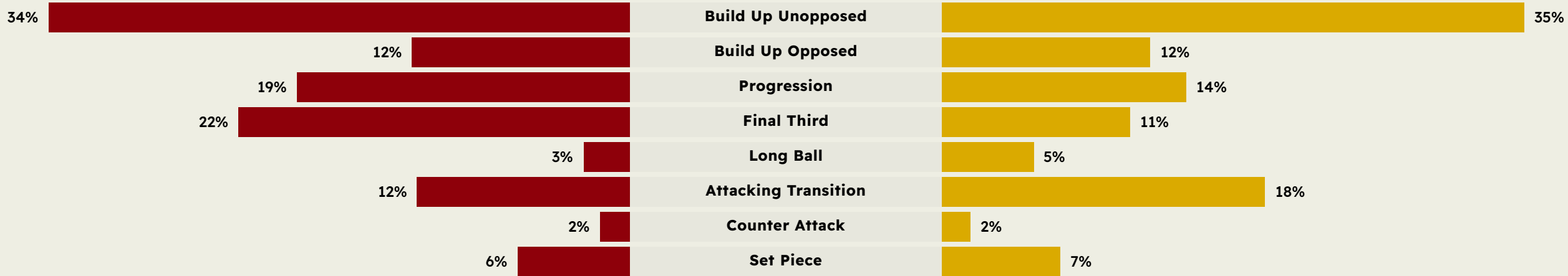
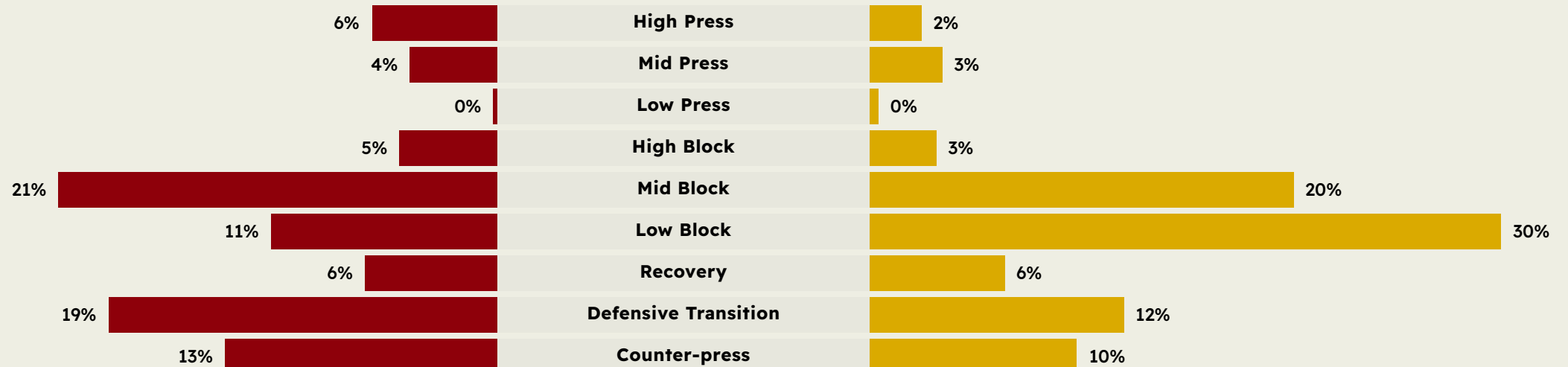
Match Summary - Key Statistics

 **Palmeiras**



FC Porto 

Possession			
Total	<div><div>48.7%</div><div>10.7%</div><div>40.6%</div></div>	Total	
0	Goals	0	
17 (6)	Attempts at Goal (On Target)	12 (3)	
409 (340)	Total Passes (Complete)	337 (272)	
83 %	Pass Completion %	81 %	
90	Completed Line Breaks	79	
19	Defensive Line Breaks	13	
149	Receptions in the Final Third	67	
30	Crosses	15	
18	Ball Progressions	20	
191 (45)	Defensive Pressures Applied (Direct Pressures)	198 (40)	
33	Forced Turnovers	46	
74	Second Balls	53	
104.9 km	Total Distance Covered	106 km	
6.5 km	Zone 4 - Low Speed Sprinting: 20-25 km/h	6.5 km	

**Palmeiras****Phases of Play****FC Porto****IN POSSESSION****OUT OF POSSESSION**

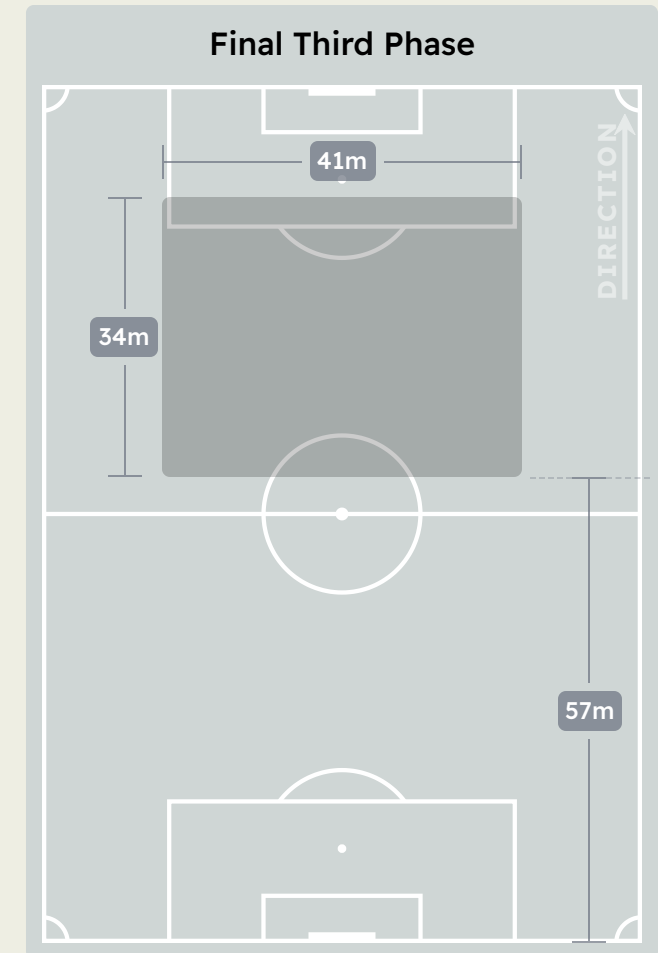
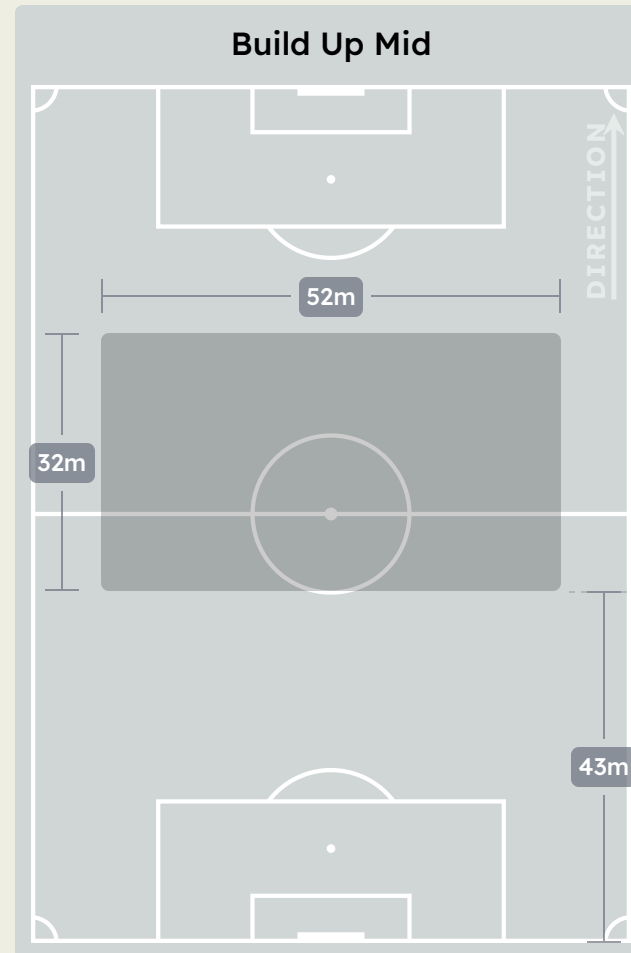
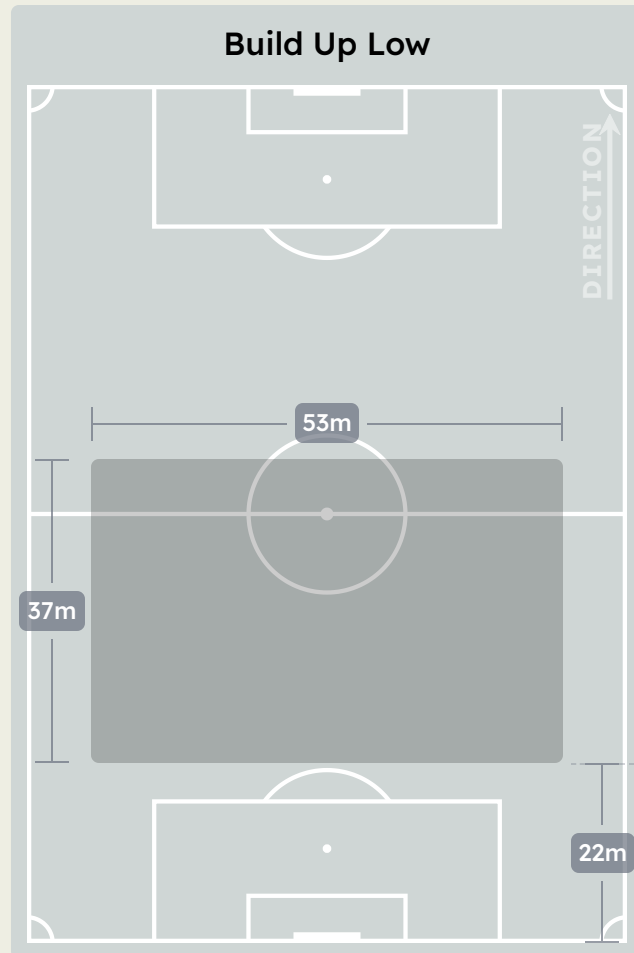


IN POSSESSION

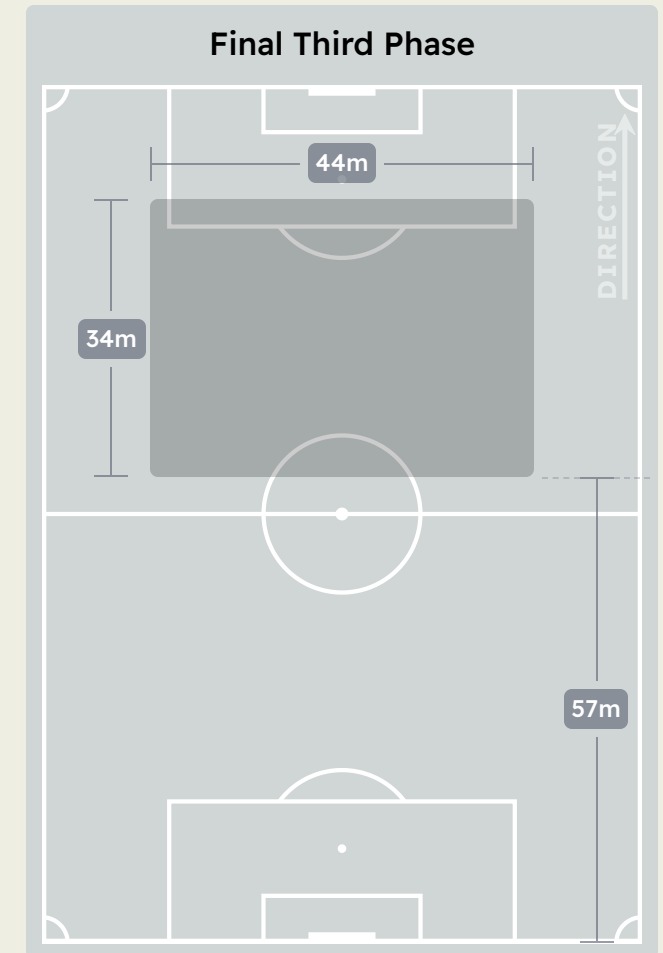
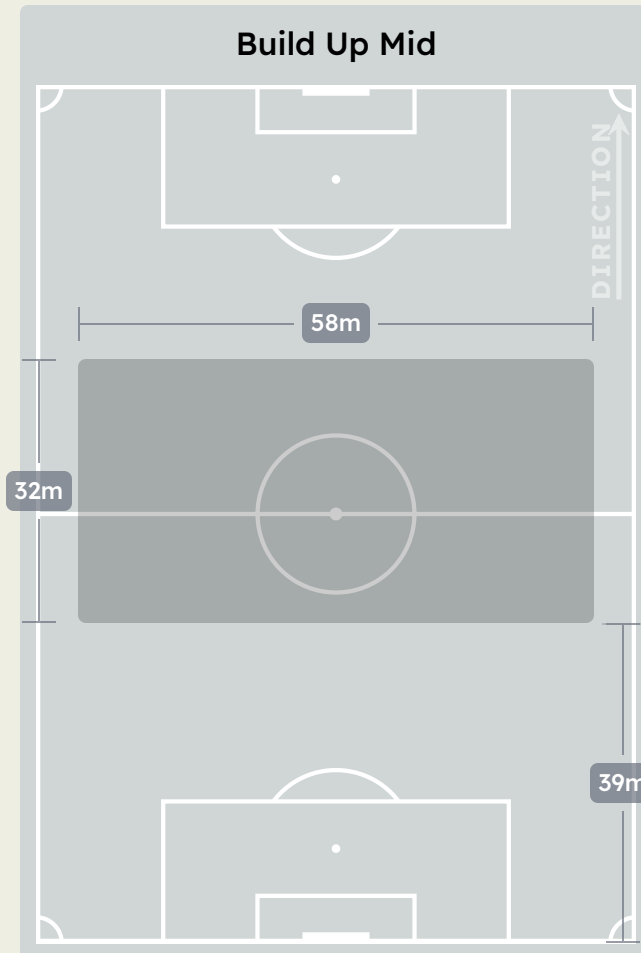
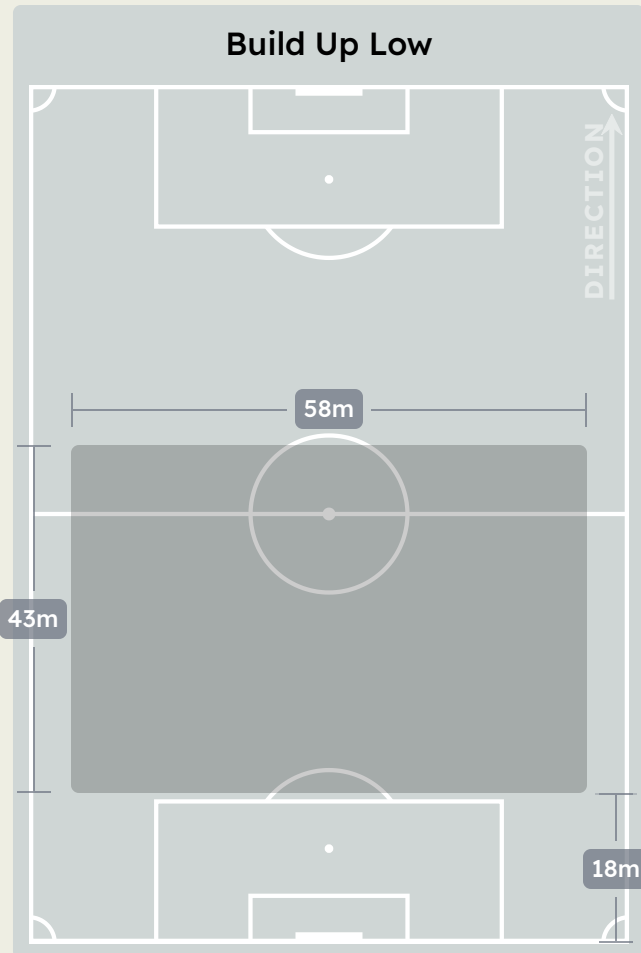


Palmeiras v FC Porto

In Possession Line Height & Team Length



In Possession Line Height & Team Length



Line Breaks



Attempted Line Breaks

122

26
Attempted

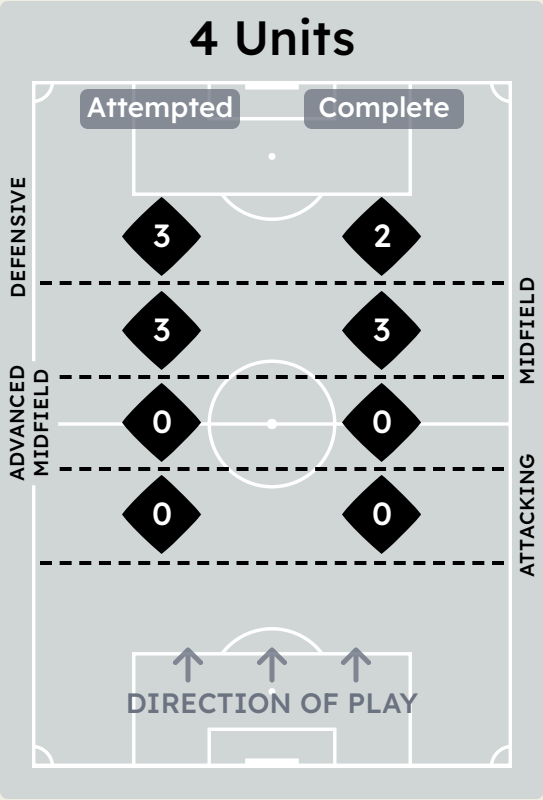
20
Complete

57
Attempted

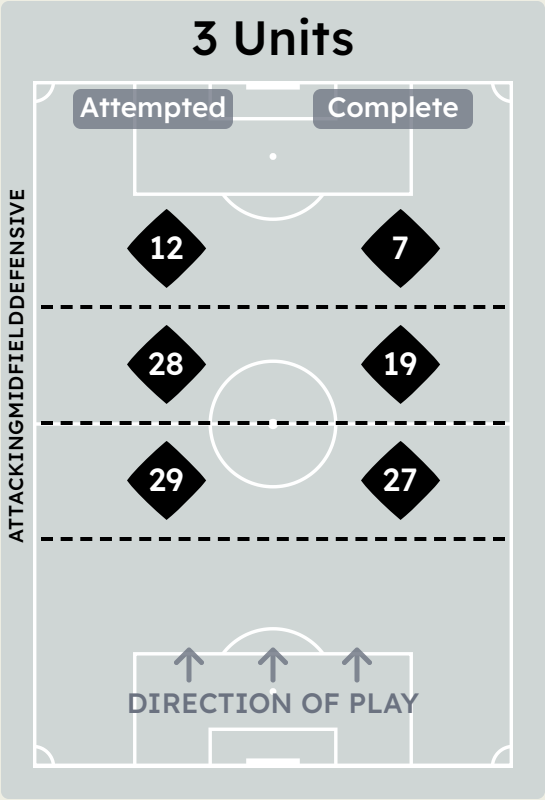
52
Complete

39
Attempted

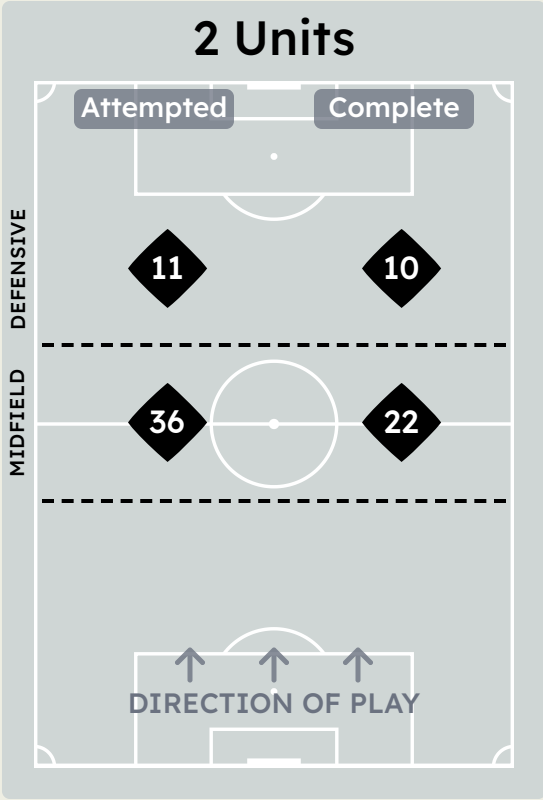
18
Complete



Attempted Line Breaks	6
Inside Shape	2
Outside Shape	4



Attempted Line Breaks	69
Inside Shape	27
Outside Shape	42



Attempted Line Breaks	47
Inside Shape	27
Outside Shape	20

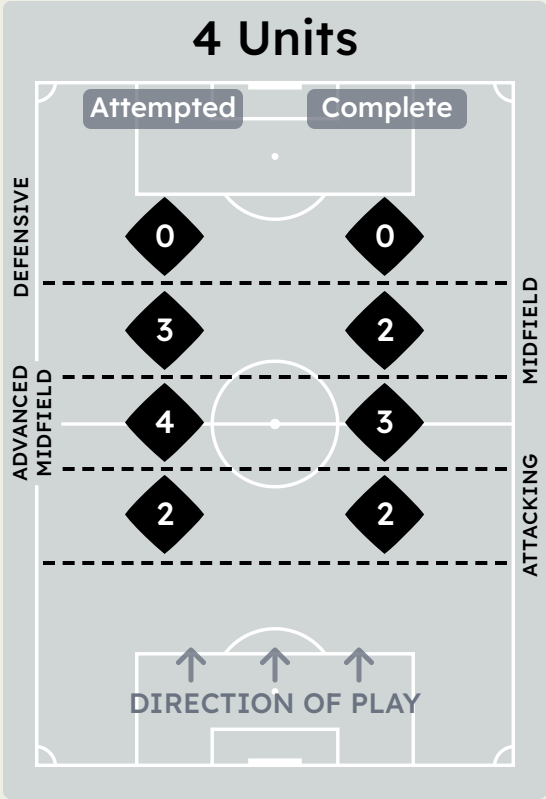
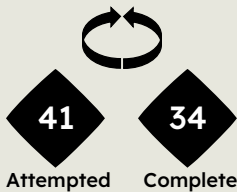
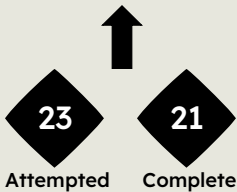
Line Breaks



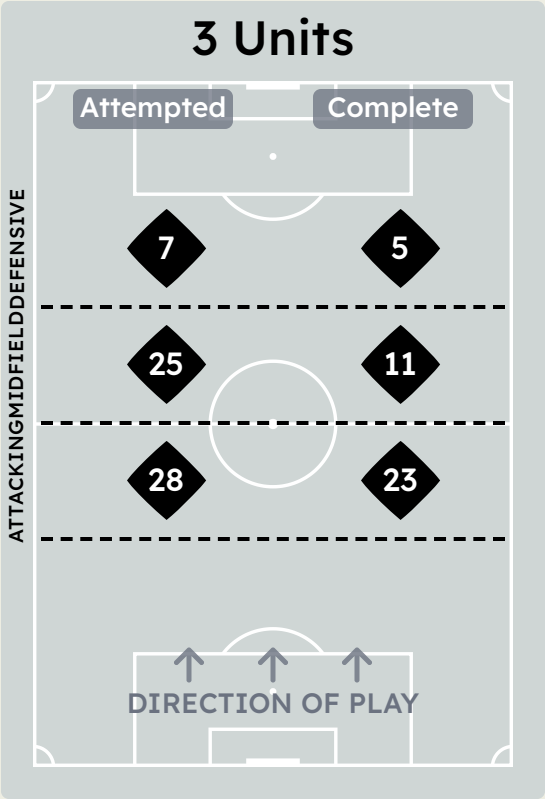
FC Porto

Attempted Line Breaks

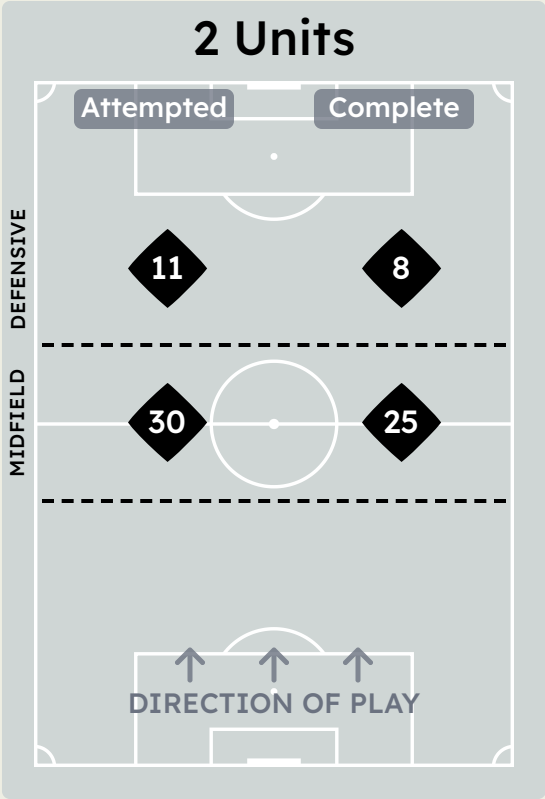
110



Attempted Line Breaks	9
Inside Shape	4
Outside Shape	5



Attempted Line Breaks	60
Inside Shape	36
Outside Shape	24



Attempted Line Breaks	41
Inside Shape	24
Outside Shape	17

Line Breaks

Palmeiras

[illegible]

Line Breaks

[illegible]

Passing Networks



#	Passes From ↓ to →	WEVERTON	Agustin GIAY	Anibal MORENO	FELIPE ANDERSON	Richard RIOS	VITOR ROQUE	Gustavo GOMEZ	MAURICIO	Joaquin PIQUEREZ	MURILO	ESTEVAO	299067	PAULINHO	RAPHAEL VEIGA	LUCAS EVANGELISTA	ALLAN	Jose Manuel LOPEZ
21	WEVERTON		4	↵	↵	↵	1	4	↵	2	7	↵	↵	1	↵	↵	↵	↵
4	Agustin GIAY	6		2	8	3	↵	7	2	1	↵	4	↵	↵	2	↵	5	↵
5	Anibal MORENO	1	5		↵	2	1	4	2	9	6	3	↵	↵	2	↵	1	1
7	FELIPE ANDERSON	↵	4	2		3	↵	3	3	↵	↵	4	↵	↵	↵	↵	↵	↵
8	Richard RIOS	1	3	3	2		1	4	2	↵	3	1	↵	↵	1	↵	1	1
9	VITOR ROQUE	↵	1	2	↵	↵		↵	2	↵	↵	1	↵	↵	↵	↵	↵	↵
15	Gustavo GOMEZ	1	15	↵	5	2	↵		↵	↵	10	↵	↵	↵	1	↵	↵	↵
18	MAURICIO	↵	1	3	1	2	3	1		3	2	3	↵	↵	↵	↵	↵	↵
22	Joaquin PIQUEREZ	2	↵	7	1	↵	1	2	4		7	2	↵	6	2	2	↵	↵
26	MURILO	2	↵	3	↵	3	1	11	5	13		2	↵	2	↵	↵	↵	↵
41	ESTEVAO	↵	↵	1	4	2	2	↵	↵	2	2		↵	↵	↵	↵	↵	↵
0	299067	↵	↵	↵	↵	↵	↵	↵	↵	↵	↵	↵		↵	↵	↵	↵	↵
10	PAULINHO	↵	↵	2	↵	1	↵	↵	↵	3	↵	↵	↵		6	↵	↵	↵
23	RAPHAEL VEIGA	↵	3	1	↵	1	↵	↵	↵	2	1	↵	↵	4		↵	2	↵
30	LUCAS EVANGELISTA	↵	1	1	↵	↵	↵	↵	↵	↵	↵	↵	↵	↵	↵		↵	↵
40	ALLAN	↵	1	1	↵	↵	↵	↵	↵	1	↵	↵	↵	↵	1	↵		↵
42	Jose Manuel LOPEZ	↵	↵	↵	↵	↵	↵	↵	↵	↵	↵	↵	↵	↵	1	↵	↵	

Top 5 Player to Player Passers		
Player	Passed To	% of Total Team Passes
Gustavo GOMEZ	Agustin GIAY	4.7%
MURILO	Joaquin PIQUEREZ	4%
MURILO	Gustavo GOMEZ	3.4%
Gustavo GOMEZ	MURILO	3.1%

Anibal MORENO	Joaquin PIQUEREZ	2.8%
---------------	------------------	------

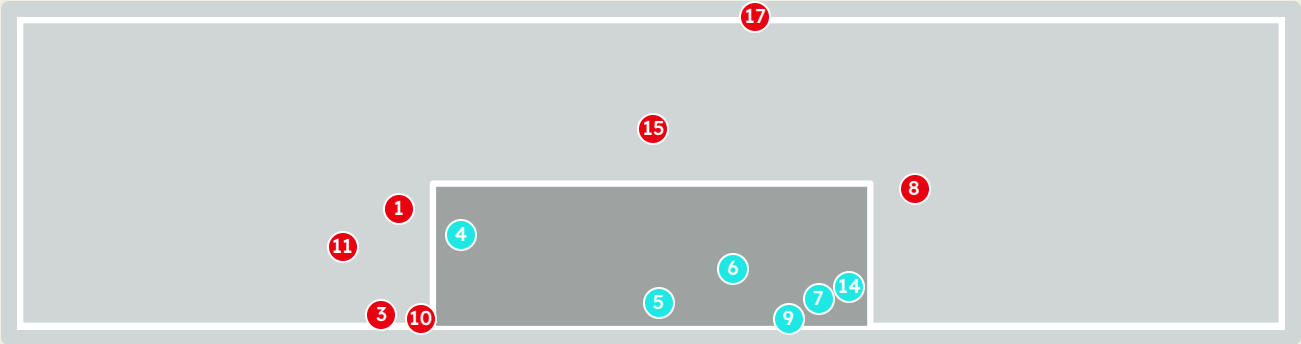
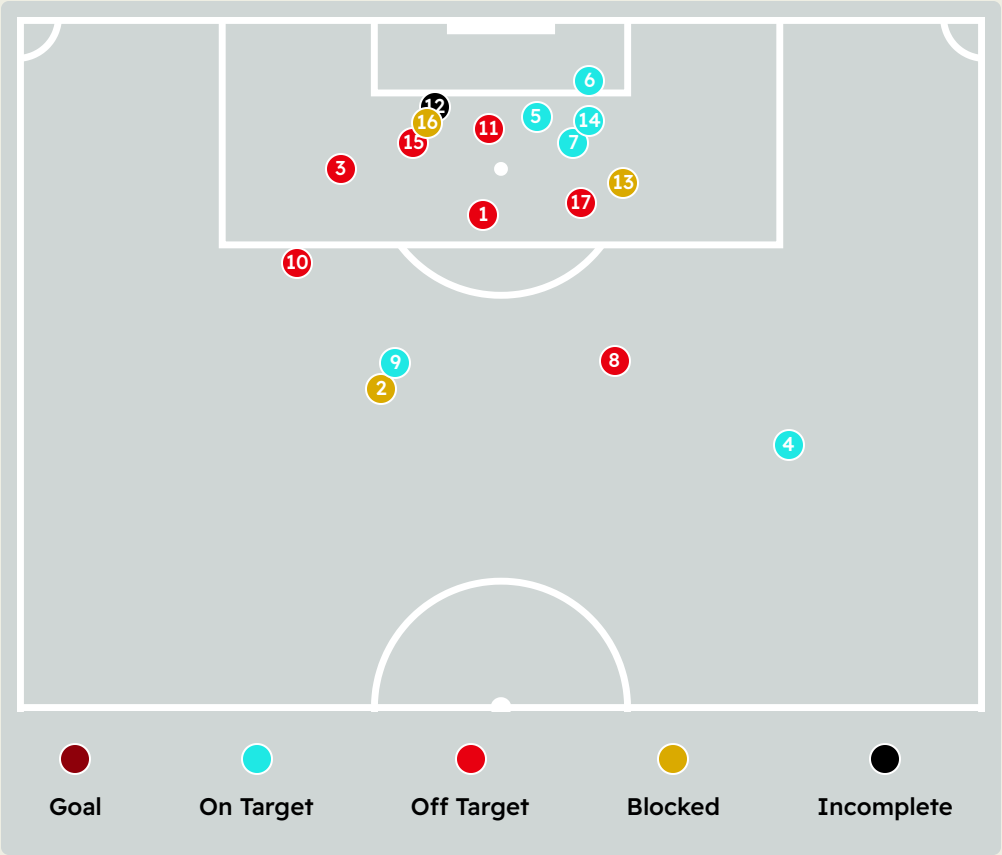
Passing Networks



#	Passes From ↓ to →	CLAUDIO RAMOS	Ivan MARCANO	Samu AGHEHOWA	FABIO VIEIRA	Gabri VEIGA	Alan VARELA	JOAO MARIO	MARTIM FERNANDES	FRANCISCO MOURA	RODRIGO MORA	ZE PEDRO	Stephen EUSTAQUIO	PEPE	ANDRE FRANCO	Nehuen PEREZ	Tomas PEREZ
14	CLAUDIO RAMOS		9	2	↘	↘	2	1	3	↘	↘	8	↘	↘	↘	↘	↘
5	Ivan MARCANO	6		2	2	2	4	1	1	8	1	10	↘	↘	↘	↘	↘
9	Samu AGHEHOWA	↘	↘		1	2	1	4	↘	↘	1	↘	↘	↘	↘	↘	↘
10	FABIO VIEIRA	↘	2	↘		3	2	2	4	1	2	2	↘	↘	↘	↘	↘
17	Gabri VEIGA	↘	↘	2	↘		2	3	1	2	3	↘	↘	↘	↘	↘	↘
22	Alan VARELA	1	4	↘	6	2		2	2	1	3	6	↘	↘	↘	↘	↘
23	JOAO MARIO	1	↘	5	2	↘	4		5	↘	2	2	↘	↘	↘	↘	↘
52	MARTIM FERNANDES	3	↘	↘	4	↘	2	14		↘	1	6	1	1	↘	↘	↘
74	FRANCISCO MOURA	↘	↘	1	↘	3	2	↘	↘		4	↘	↘	↘	↘	↘	↘
86	RODRIGO MORA	1	↘	↘	↘	2	1	1	↘	1		↘	↘	↘	↘	↘	↘
97	ZE PEDRO	10	10	2	2	1	3	↘	12	↘	↘		1	1	↘	↘	↘
6	Stephen EUSTAQUIO	↘	1	↘	↘	↘	↘	↘	1	1	↘	↘		4	↘	↘	↘
11	PEPE	↘	↘	1	↘	↘	↘	↘	↘	1	1	↘	1		2	1	1
20	ANDRE FRANCO	↘	↘	↘	↘	↘	↘	↘	↘	↘	↘	↘	↘	3		↘	↘
24	Nehuen PEREZ	↘	↘	↘	↘	↘	↘	↘	1	↘	↘	↘	↘	↘	↘		↘
25	Tomas PEREZ	↘	↘	↘	↘	↘	↘	↘	↘	↘	↘	↘	1	↘	1	↘	

Top 5 Player to Player Passers		
Player	Passed To	% of Total Team Passes
MARTIM FERNANDES	JOAO MARIO	5.4%
ZE PEDRO	MARTIM FERNANDES	4.6%
Ivan MARCANO	ZE PEDRO	3.8%
ZE PEDRO	CLAUDIO RAMOS	3.8%
ZE PEDRO	Ivan MARCANO	3.8%

Attempts at Goal



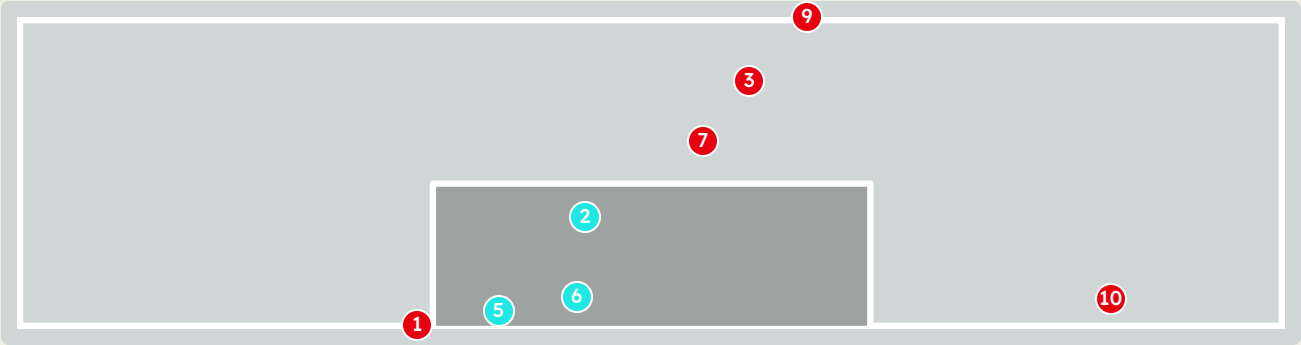
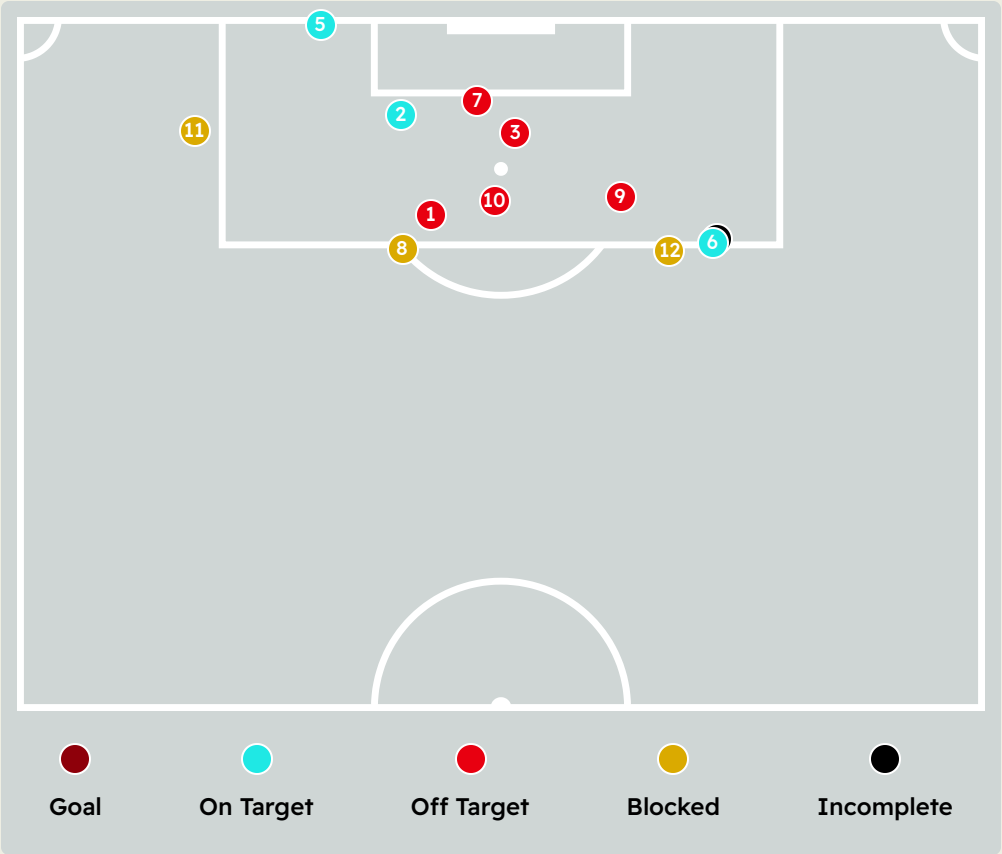
Key	Outcome	Shots
●	Goals	0
●	On Target	6
●	Off Target	7
●	Blocked	3
●	Incomplete	1

Attempts at Goal



Time	Player	Outcome	Body Part	Delivery Type
4	→, ESTEVAO	Off Target	Left Foot	Pass
27	↪ MAURICIO	Incomplete - Blocked	Left Foot	Pass
40	→, ESTEVAO	Deflected Off Target - Defensive Event	Left Foot	Ball Progression
45	→, ESTEVAO	On Target - Saved	Left Foot	Freekick
46	↪ Richard RIOS	On Target - Saved	Right Foot	Cross
46	↪ MAURICIO	On Target - Saved	Right Foot	Other
46	↪ Richard RIOS	On Target - Goal Prevented	Right Foot	Other
48	↵↵ Joaquin PIQUEREZ	Off Target	Left Foot	Freekick
46	↪ Anibal MORENO	On Target - Saved	Right Foot	Loose Ball
77	↪ PAULINHO	Off Target - Saved	Right Foot	Pass
78	→↵ Jose Manuel LOPEZ	Deflected Off Target - Defensive Event	Head	Cross
79	↪ Richard RIOS	Incomplete - Player On Ball Error	Head	Corner
82	↪ Richard RIOS	Incomplete - Blocked	Right Foot	Cross
83	↵↪ MURILO	On Target - Saved	Head	Corner
88	→↵ Jose Manuel LOPEZ	Off Target	Head	Pass
91	↪↪ LUCAS EVANGELISTA	Incomplete - Blocked	Head	Cross
92	↵↪ RAPHAEL VEIGA	Off Target	Right Foot	Loose Ball

Attempts at Goal



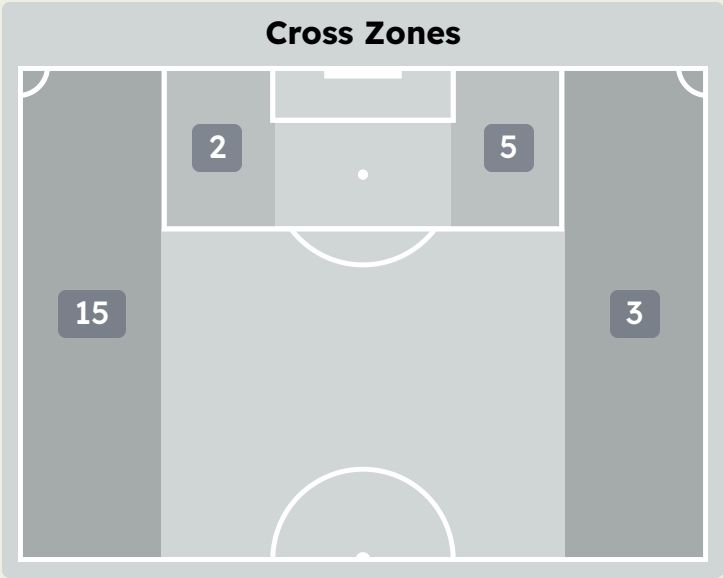
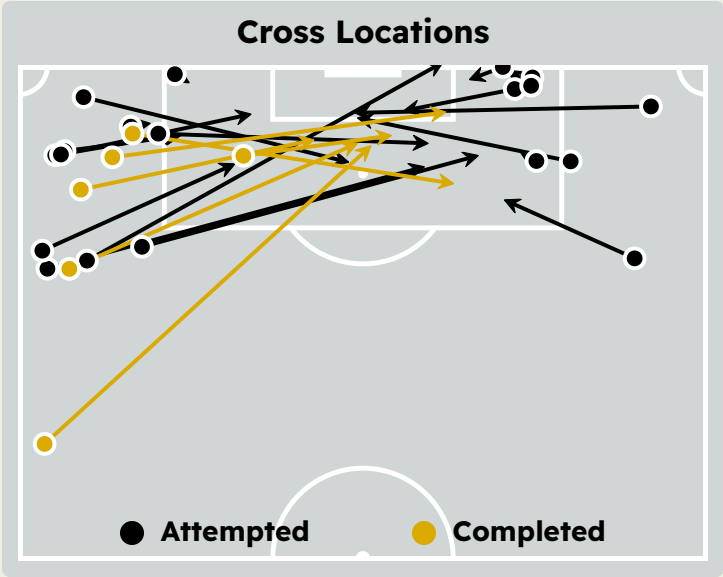
Key	Outcome	Shots
●	Goals	0
●	On Target	3
●	Off Target	5
●	Blocked	3
●	Incomplete	1

Attempts at Goal

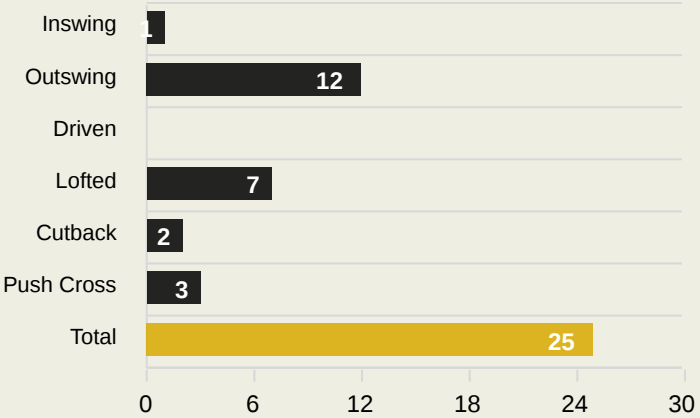


Time	Player	Outcome	Body Part	Delivery Type
13	⚽ RODRIGO MORA	Off Target	Right Foot	Pass
17	⚽ MARTIM FERNANDES	On Target - Saved	Head	Freekick
26	⚽ Ivan MARCANO	Off Target	Head	Freekick
29	⚽ RODRIGO MORA	Incomplete - Defensive Event	Left Foot	Loose Ball
31	⚽ Samu AGHEHOWA	On Target - Saved	Right Foot	Ball Progression
47	⚽ FABIO VIEIRA	On Target	Left Foot	Pass
52	⚽ ZE PEDRO	Off Target	Head	Corner
57	⚽ Gabri VEIGA	Incomplete - Blocked	Right Foot	Loose Ball
62	⚽ FABIO VIEIRA	Off Target	Left Foot	Cross
66	⚽ Ivan MARCANO	Off Target	Head	Freekick
69	⚽ Alan VARELA	Incomplete - Blocked	Right Foot	Freekick
85	⚽ ANDRE FRANCO	Incomplete - Blocked	Left Foot	Pass

Crosses (Open Play)



Delivery Type



Attempted

25

Completed

6

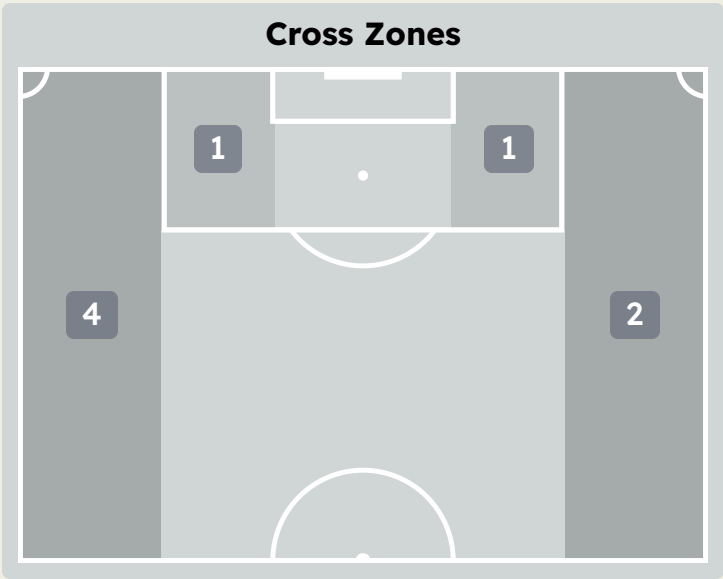
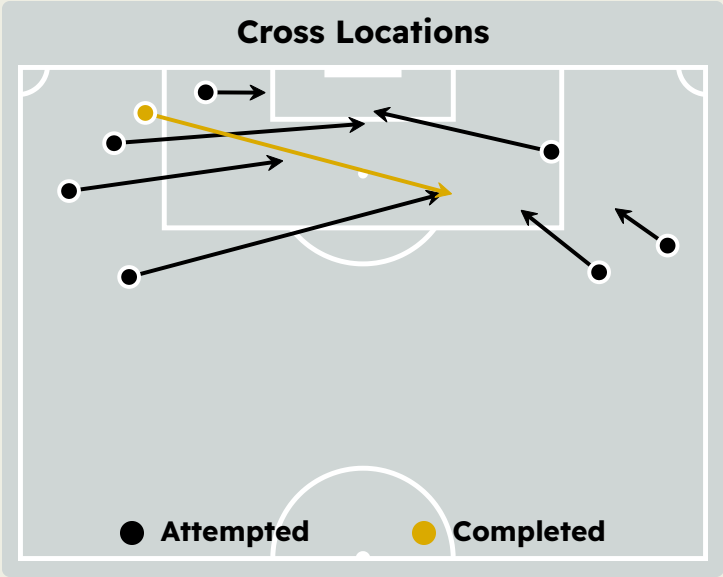
Most Crosses Attempted

8

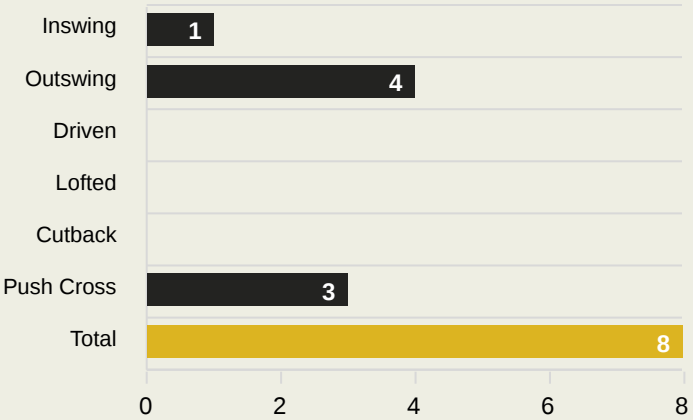
Joaquin PIQUEREZ
LEFT MIDFIELD

#	Player	Inswing	Outswing	Driven	Lofted	Cutback	Push Cross	Total Attempted
21	WEVERTON	✓	✓	✓	✓	✓	✓	✓
4	Agustin GIAY	✓	✓	✓	✓	✓	✓	✓
5	Anibal MORENO	✓	1	✓	✓	✓	✓	1
7	FELIPE ANDERSON	✓	1	✓	2	1	✓	4
8	Richard RIOS	✓	✓	✓	1	✓	1	2
9	VITOR ROQUE	✓	✓	✓	✓	✓	1	1
15	Gustavo GOMEZ	✓	✓	✓	2	✓	✓	2
18	MAURICIO	✓	✓	✓	✓	✓	✓	✓
22	Joaquin PIQUEREZ	✓	8	✓	✓	✓	✓	8
26	MURILO	✓	✓	✓	1	✓	✓	1
41	ESTEVAO	✓	1	✓	✓	1	✓	2
10	PAULINHO	✓	✓	✓	✓	✓	✓	✓
23	RAPHAEL VEIGA	1	1	✓	1	✓	✓	3
30	LUCAS EVANGELISTA	✓	✓	✓	✓	✓	✓	✓
40	ALLAN	✓	✓	✓	✓	✓	1	1
42	Jose Manuel LOPEZ	✓	✓	✓	✓	✓	✓	✓

Crosses (Open Play)



Delivery Type



Attempted

8

Completed

1

Most Crosses Attempted

2

FRANCISCO MOURA
LEFT MIDFIELD

#	Player	Inswing	Outswing	Driven	Lofted	Cutback	Push Cross	Total Attempted
14	CLAUDIO RAMOS	✓	✓	✓	✓	✓	✓	✓
5	Ivan MARCANO	✓	✓	✓	✓	✓	✓	✓
9	Samu AGHEHOWA	✓	✓	✓	✓	✓	✓	✓
10	FABIO VIEIRA	✓	✓	✓	✓	✓	✓	✓
17	Gabri VEIGA	✓	✓	✓	✓	✓	2	2
22	Alan VARELA	✓	✓	✓	✓	✓	✓	✓
23	JOAO MARIO	✓	2	✓	✓	✓	✓	2
52	MARTIM FERNANDES	✓	✓	✓	✓	✓	1	1
74	FRANCISCO MOURA	✓	2	✓	✓	✓	✓	2
86	RODRIGO MORA	✓	✓	✓	✓	✓	✓	✓
97	ZE PEDRO	✓	✓	✓	✓	✓	✓	✓
6	Stephen EUSTAQUIO	✓	✓	✓	✓	✓	✓	✓
11	PEPE	1	✓	✓	✓	✓	✓	1
20	ANDRE FRANCO	✓	✓	✓	✓	✓	✓	✓
24	Nehuen PEREZ	✓	✓	✓	✓	✓	✓	✓
25	Tomas PEREZ	✓	✓	✓	✓	✓	✓	✓

Offering to Receive

395

Total Offers Made

157

Total Offers Received

Most Offers

54

MAURICIO

LEFT WINGER

206

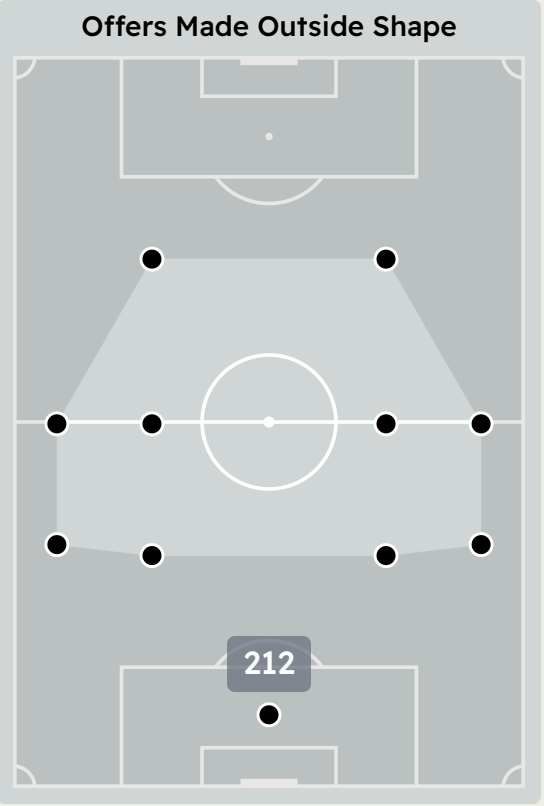
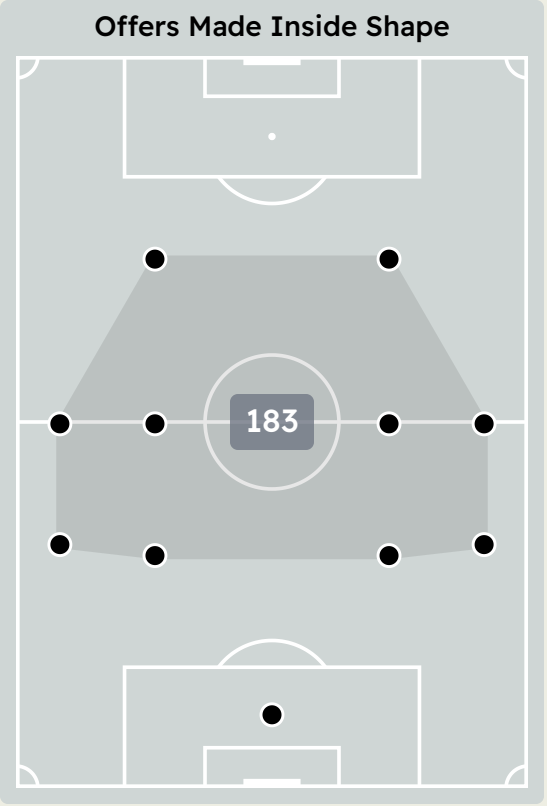
Offers Made in Final Third

158

Offers Made in Middle Third

31

Offers Made in Defensive Third



#	Player	Offers Made	Offers Received	% Made & Received
21	WEVERTON	9	5	55.6%
4	Agustin GIAY	20	11	55%
5	Anibal MORENO	25	16	64%
7	FELIPE ANDERSON	30	12	40%
8	Richard RIOS	39	13	33.3%
9	VITOR ROQUE	29	6	20.7%
15	Gustavo GOMEZ	10	6	60%
18	MAURICIO	54	16	29.6%
22	Joaquin PIQUEREZ	37	14	37.8%
26	MURILO	19	15	78.9%
41	ESTEVAO	37	14	37.8%
10	PAULINHO	17	7	41.2%
23	RAPHAEL VEIGA	28	13	46.4%
30	LUCAS EVANGELISTA	11	3	27.3%
40	ALLAN	14	5	35.7%
42	Jose Manuel LOPEZ	16	1	6.2%

Offering to Receive



236

Total Offers Made

92

Total Offers Received

Most Offers

30

Samu AGHEHOWA

CENTRE FORWARD

78

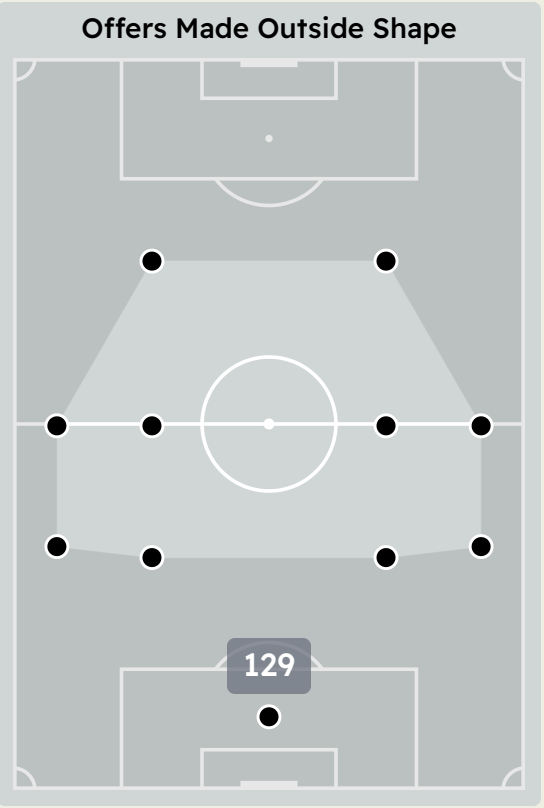
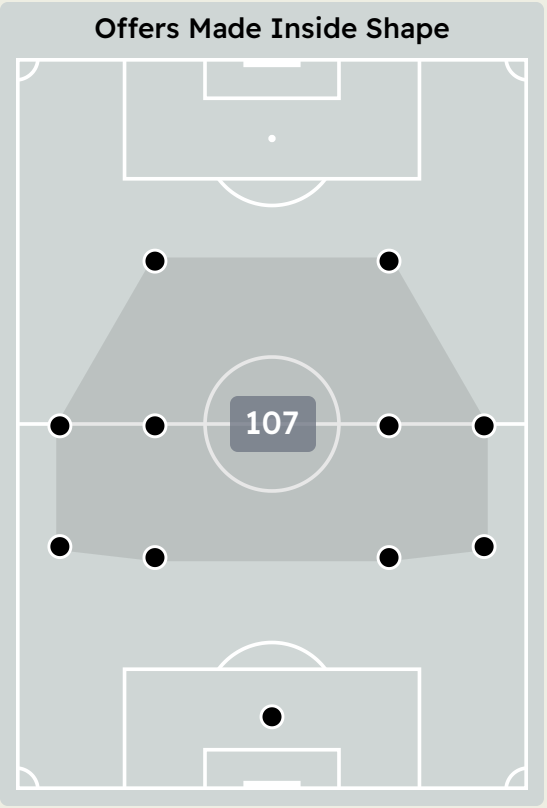
Offers Made in Final Third

100

Offers Made in Middle Third

58

Offers Made in Defensive Third



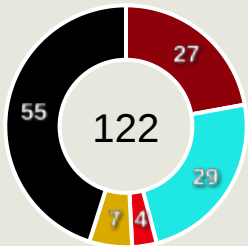
#	Player	Offers Made	Offers Received	% Made & Received
14	CLAUDIO RAMOS	21	9	42.9%
5	Ivan MARCANO	15	7	46.7%
9	Samu AGHEHOWA	30	10	33.3%
10	FABIO VIEIRA	20	9	45%
17	Gabri VEIGA	24	9	37.5%
22	Alan VARELA	9	2	22.2%
23	JOAO MARIO	28	16	57.1%
52	MARTIM FERNANDES	18	5	27.8%
74	FRANCISCO MOURA	25	7	28%
86	RODRIGO MORA	24	5	20.8%
97	ZE PEDRO	3	2	66.7%
6	Stephen EUSTAQUIO	1	1	100%
11	PEPE	12	8	66.7%
20	ANDRE FRANCO	5	1	20%
24	Nehuen PEREZ	0	0	0%
25	Tomas PEREZ	1	1	100%

Movement to Receive

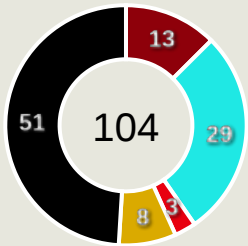


Movement Types by Phase

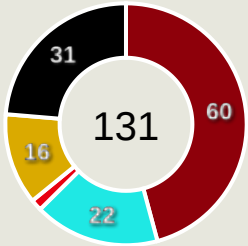
Final Third Phase



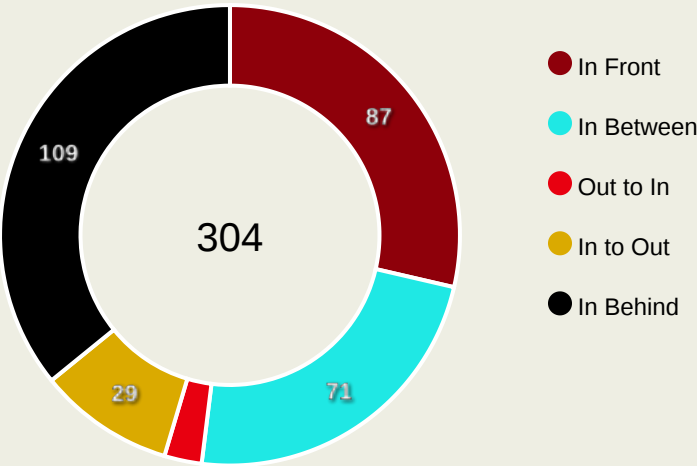
Progression Phase



Build Up Phase



All Movement Types

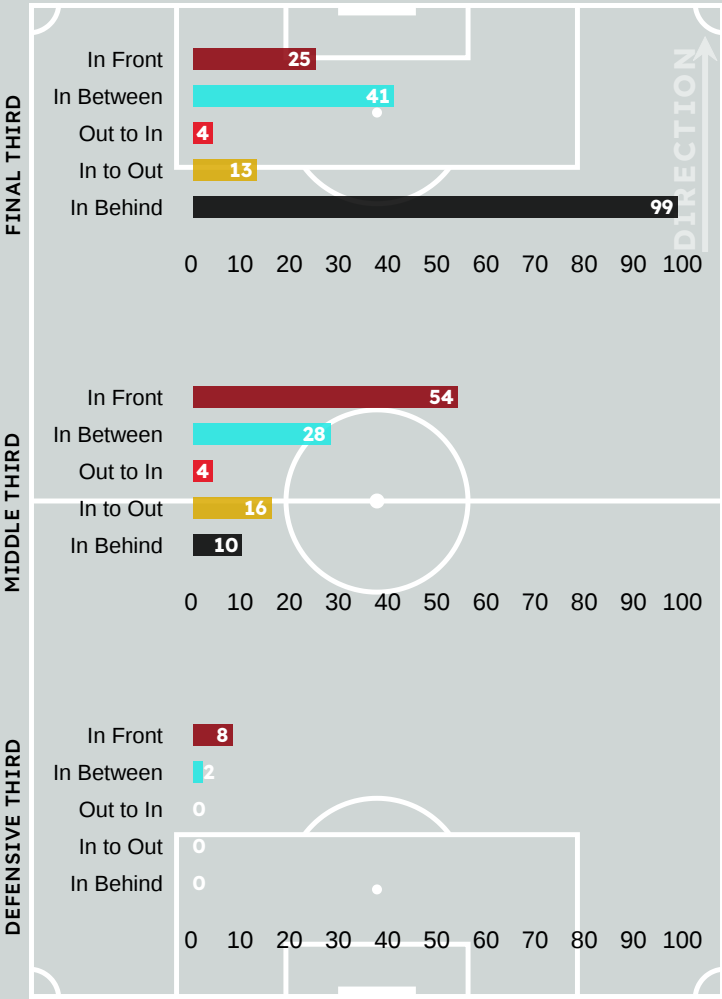


- In Front
- In Between
- Out to In
- In to Out
- In Behind

Top Ranked Players

Type	Player	Movements
In Front	Anibal MORENO	18
In Between	Richard RIOS	14
Out to In	MAURICIO	2
In to Out	MAURICIO	13
In Behind	VITOR ROQUE	18

Movement Types Pitch Third

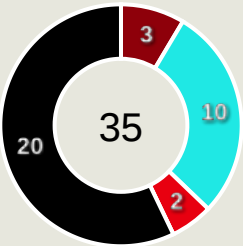


Movement to Receive

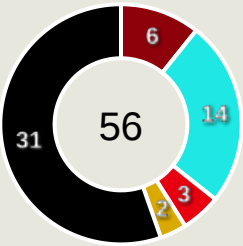


Movement Types by Phase

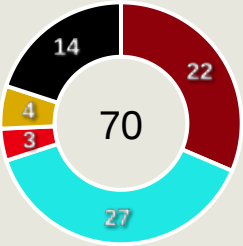
Final Third Phase



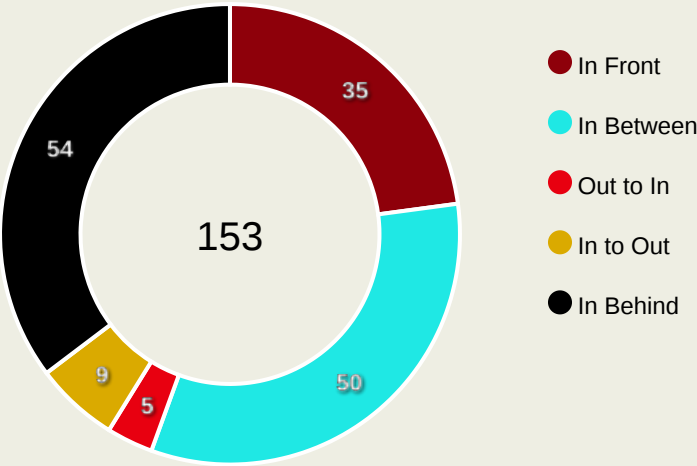
Progression Phase



Build Up Phase



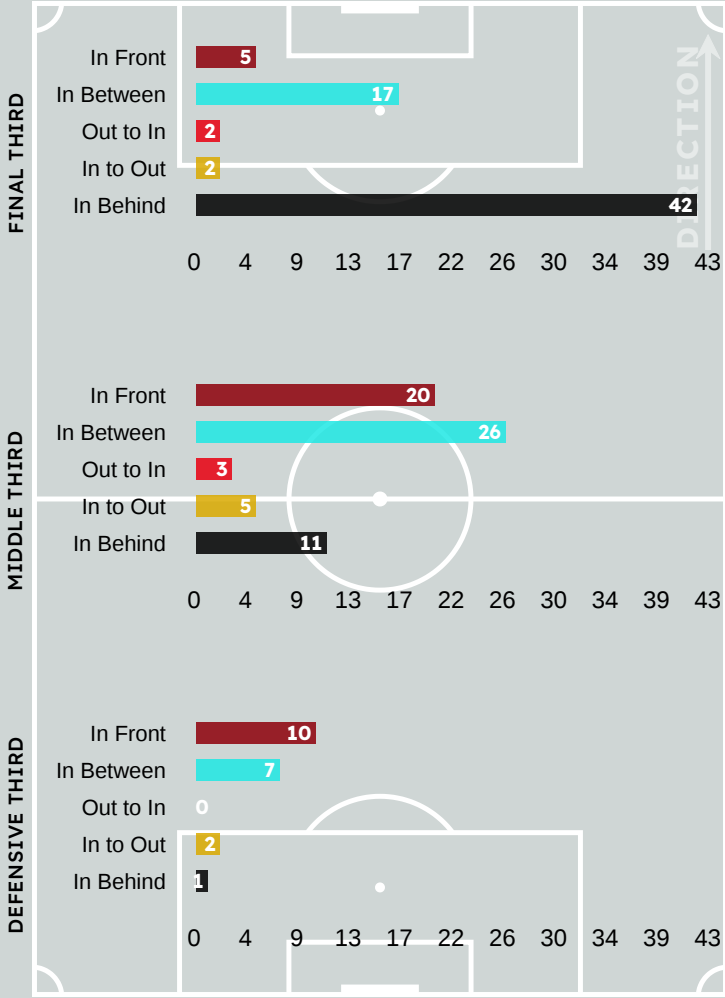
All Movement Types



Top Ranked Players

Type	Player	Movements
In Front	20 JOAO MARIO	6
In Between	10 Samu AGHEHOWA	16
Out to In	10 FABIO VIEIRA	2
In to Out	10 FABIO VIEIRA	5
In Behind	10 Samu AGHEHOWA	9

Movement Types Pitch Third





OUT OF POSSESSION



Palmeiras v FC Porto

Defensive Actions

33

Forced Turnovers

36

Possession Regained

4

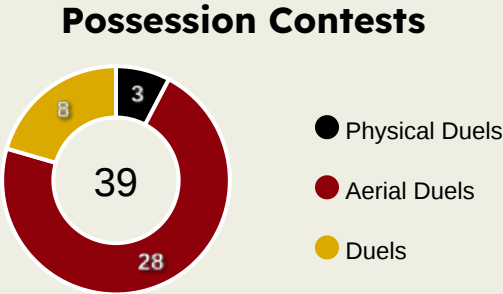
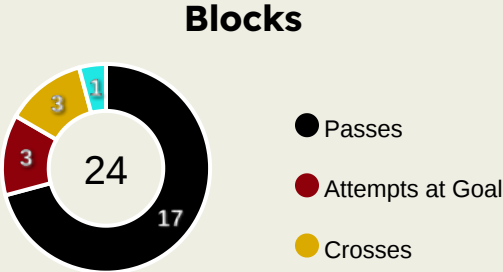
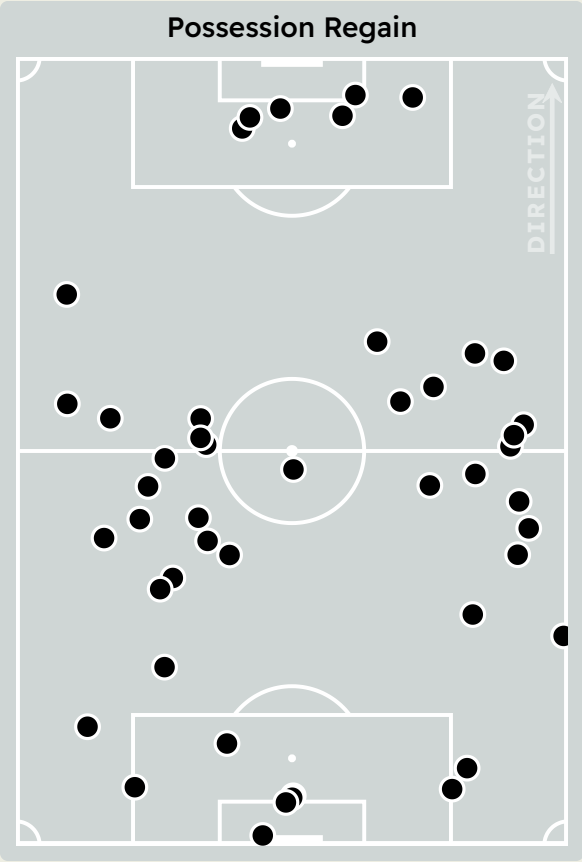
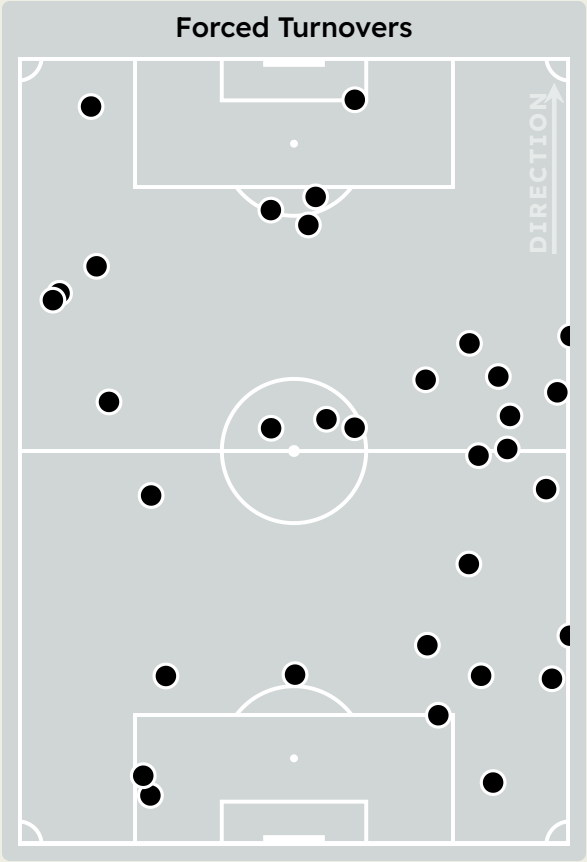
Interceptions

21

Tackles

4.68

Possession Actions / Defensive Action



Most Possession Regains

7

Anibal MORENO

LEFT CENTRE MIDFIELD



#	Player	Total Possession Regains
21	WEVERTON	4
4	Agustin GIAY	2
5	Anibal MORENO	7
7	FELIPE ANDERSON	1
8	Richard RIOS	2
9	VITOR ROQUE	0
15	Gustavo GOMEZ	7
18	MAURICIO	2
22	Joaquin PIQUEREZ	3
26	MURILO	5
41	ESTEVAO	0
10	PAULINHO	0
23	RAPHAEL VEIGA	0
30	LUCAS EVANGELISTA	1
40	ALLAN	1
42	Jose Manuel LOPEZ	1

Defensive Actions

46

Forced Turnovers

48

Possession Regained

10

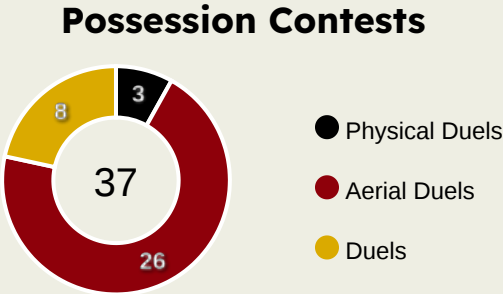
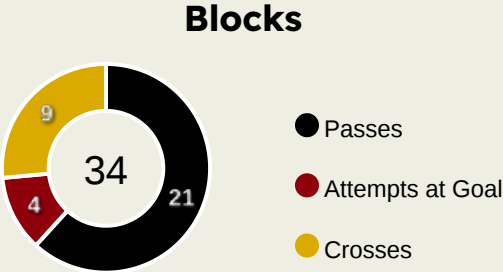
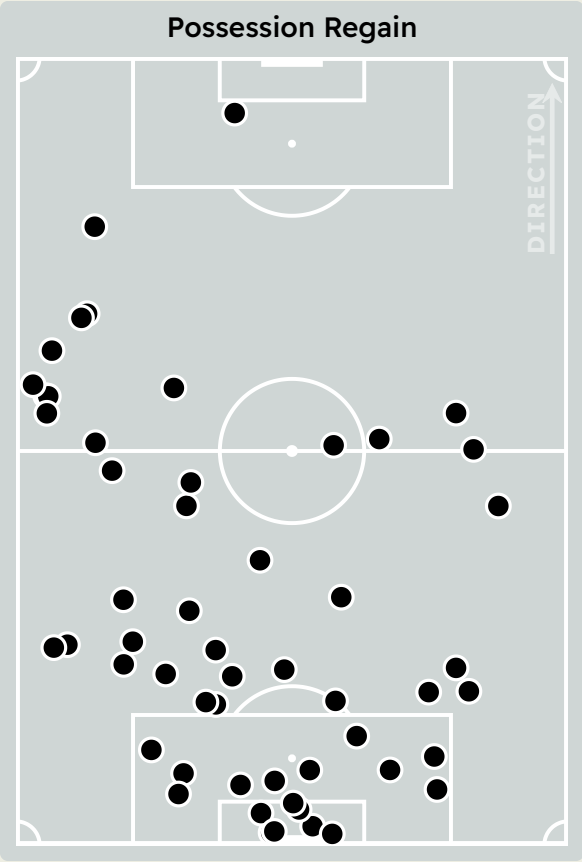
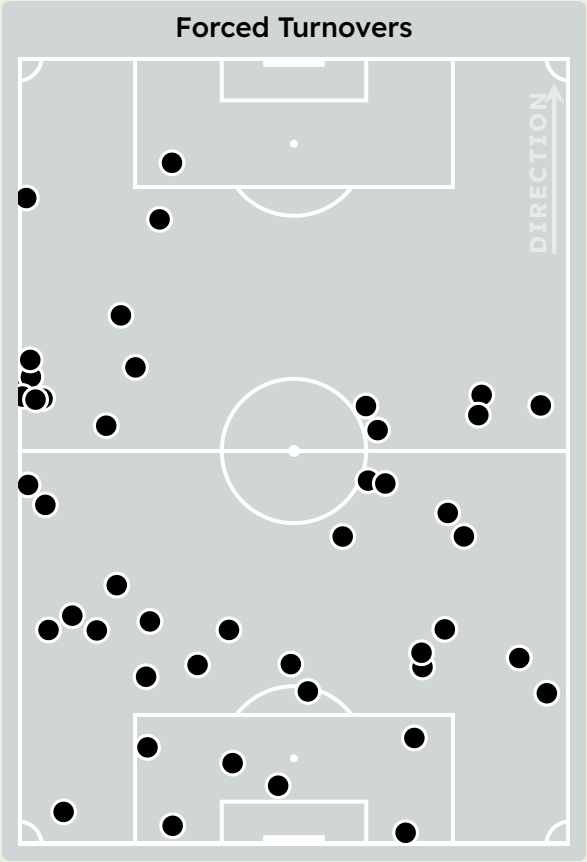
Interceptions

23

Tackles

2.81

Possession Actions / Defensive Action



Most Possession Regains

7

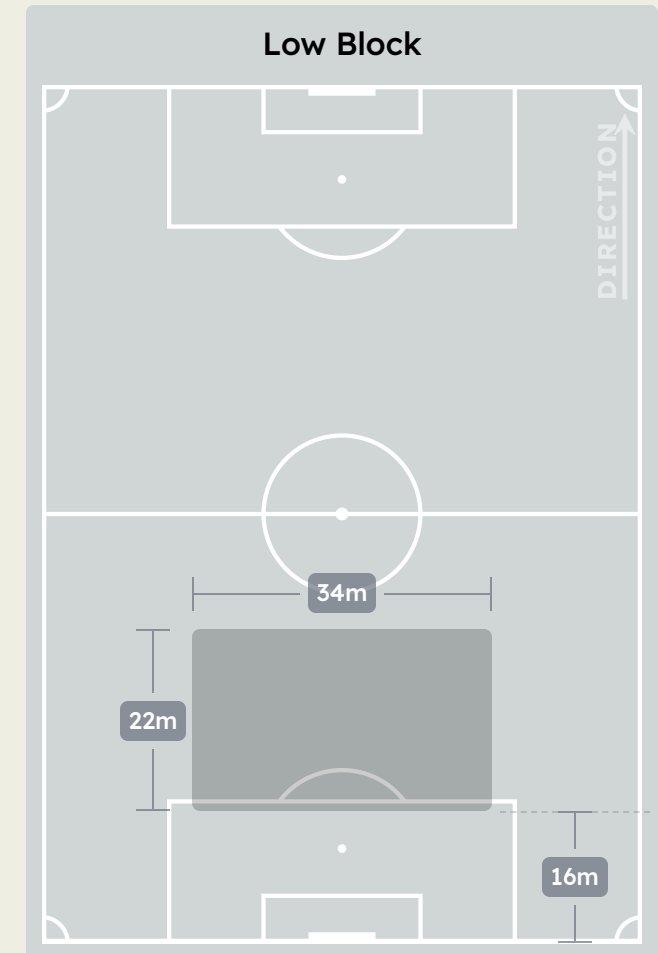
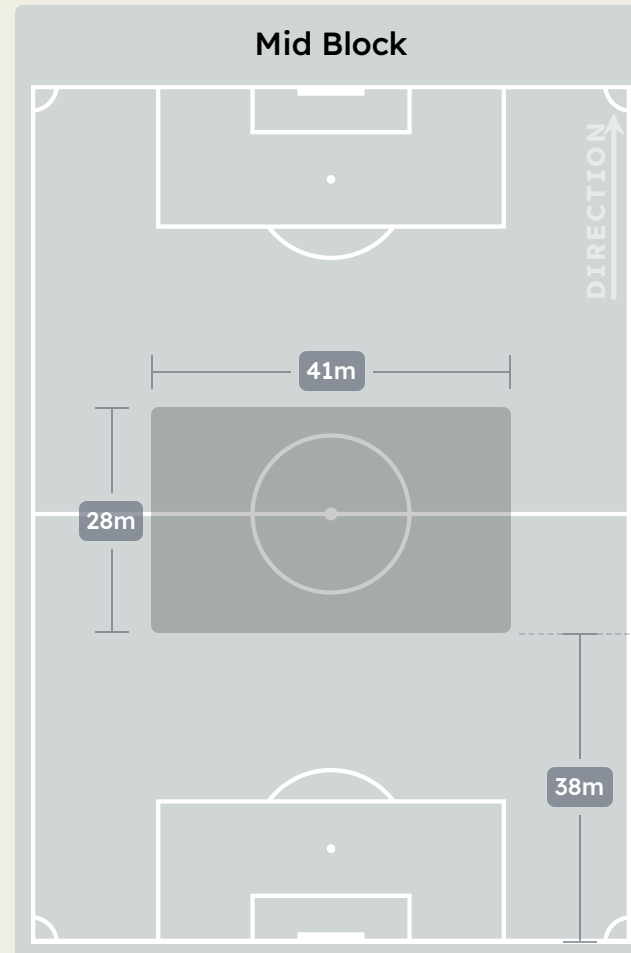
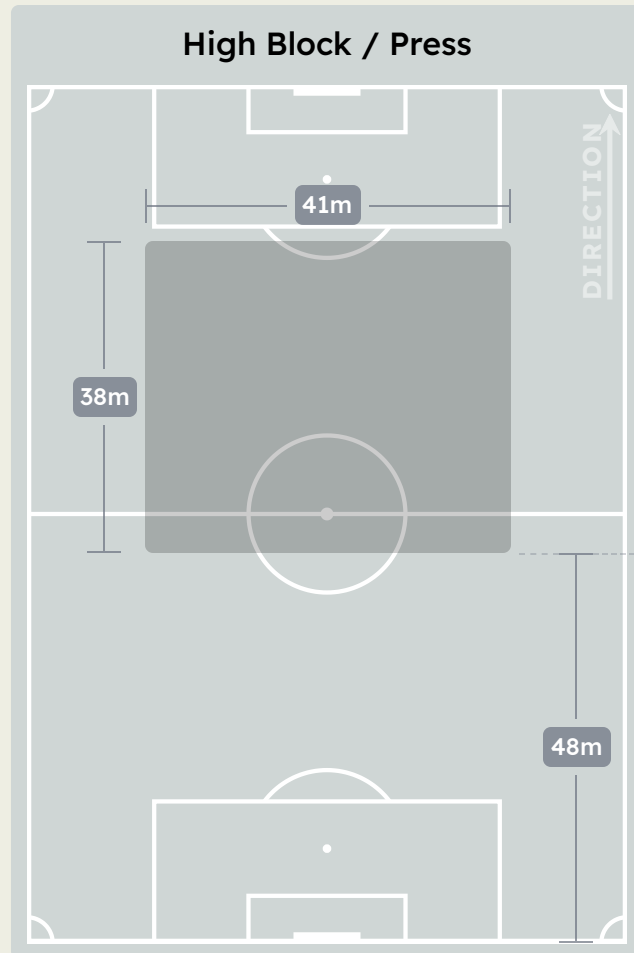
Ivan MARCANO

LEFT BACK

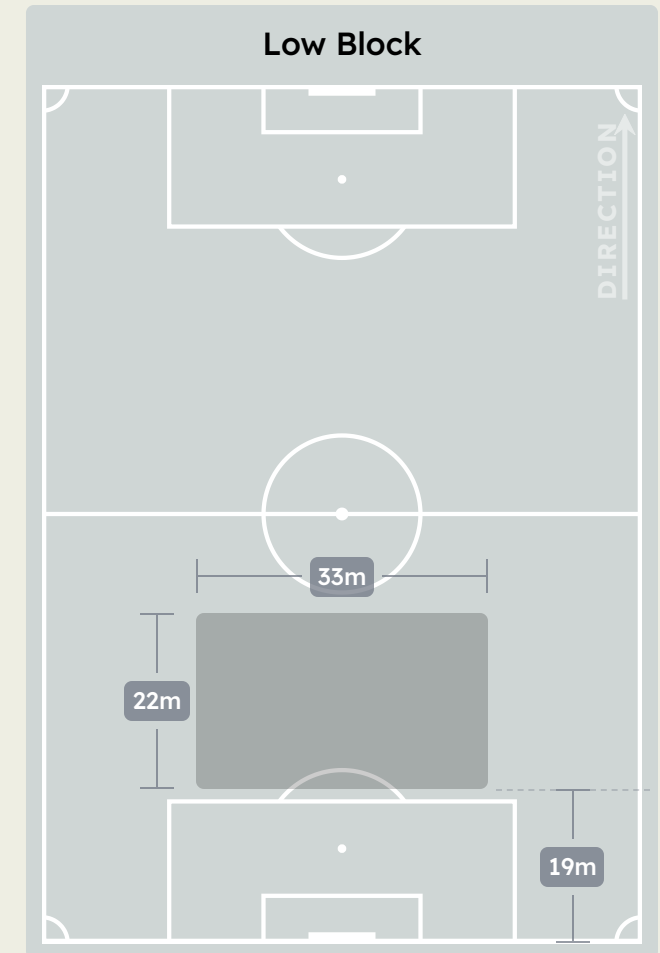
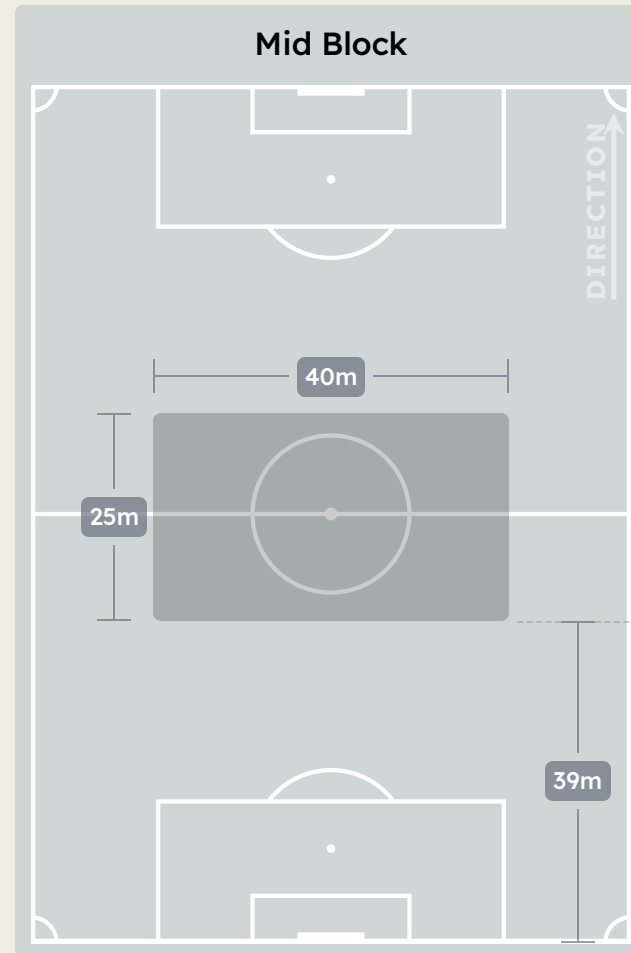
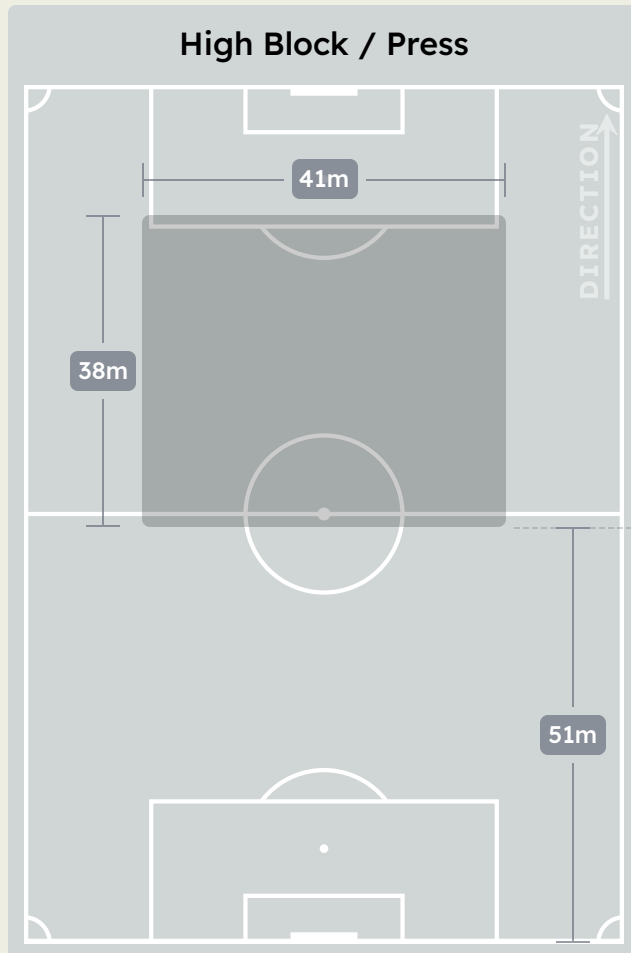


#	Player	Total Possession Regains
14	CLAUDIO RAMOS	6
5	Ivan MARCANO	7
9	Samu AGHEHOWA	1
10	FABIO VIEIRA	4
17	Gabri VEIGA	5
22	Alan VARELA	6
23	JOAO MARIO	2
52	MARTIM FERNANDES	4
74	FRANCISCO MOURA	5
86	RODRIGO MORA	1
97	ZE PEDRO	6
6	Stephen EUSTAQUIO	↕
11	PEPE	↕
20	ANDRE FRANCO	↕
24	Nehuen PEREZ	1
25	Tomas PEREZ	↕

Defensive Line Height & Team Length



Defensive Line Height & Team Length



Defensive Pressure



Palmeiras



191	Total Pressures	198
45	Direct Pressures	40
1.4s	Avg Pressure Duration	1.64s
33	Forced Turnovers	46
13.27s	Ball Recovery Time	13.54s
70	Pushing on into Pressing	74
157	Pushing on	154
38	Pressing Direction Inside	18
117	Pressing Direction Outside	133

Most Direct Pressures

10

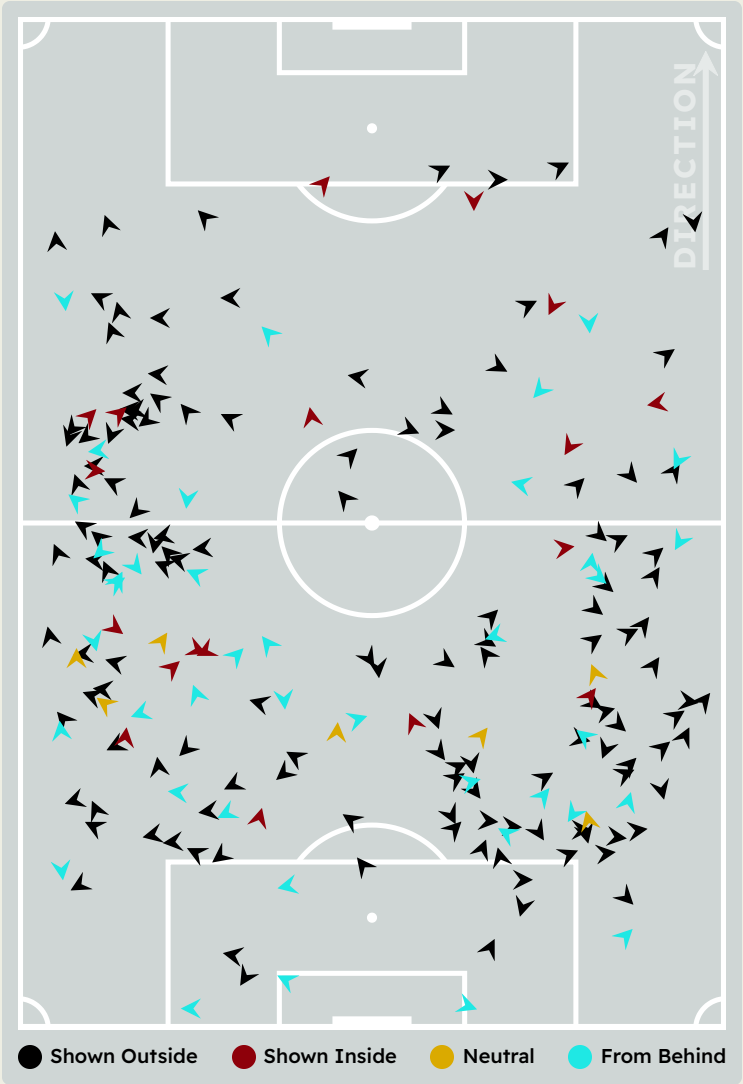
Richard RIOS
RIGHT CENTRE MIDFIELD

Most Direct Pressures

10

Gabri VEIGA
LEFT CENTRE MIDFIELD

FC Porto





GOALKEEPING



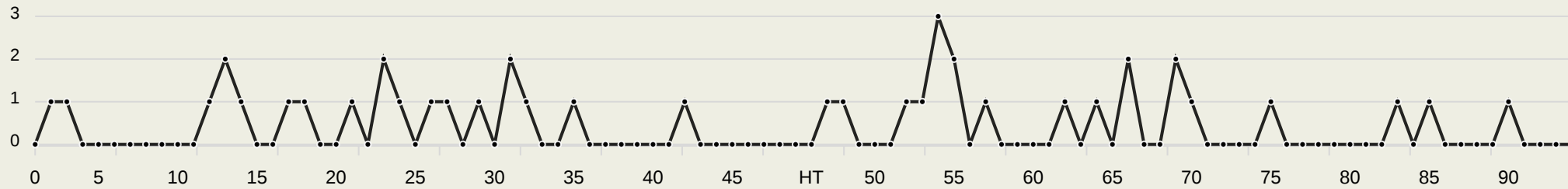
Palmeiras v FC Porto

Goalkeeping Involvement



Palmeiras

Palmeiras GK Involvement Timeline



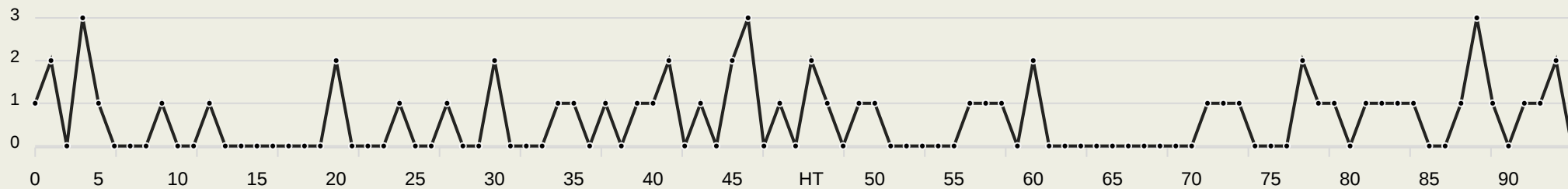
41

Total Involvements



FC Porto

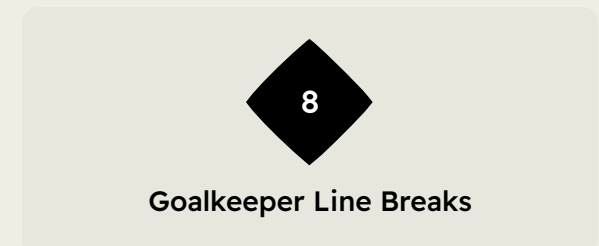
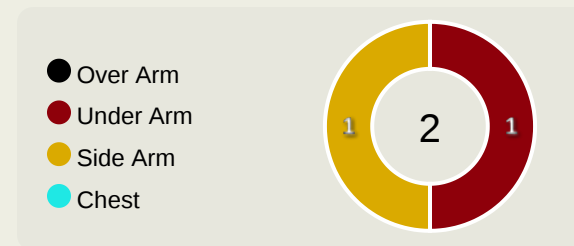
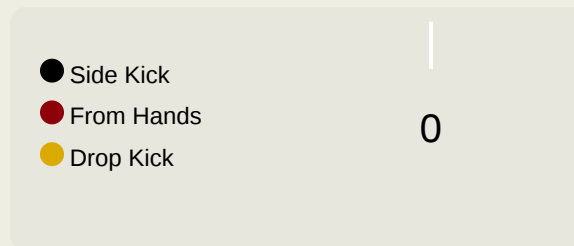
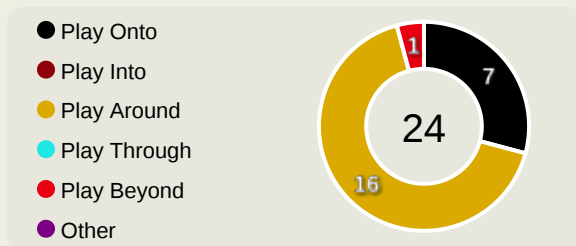
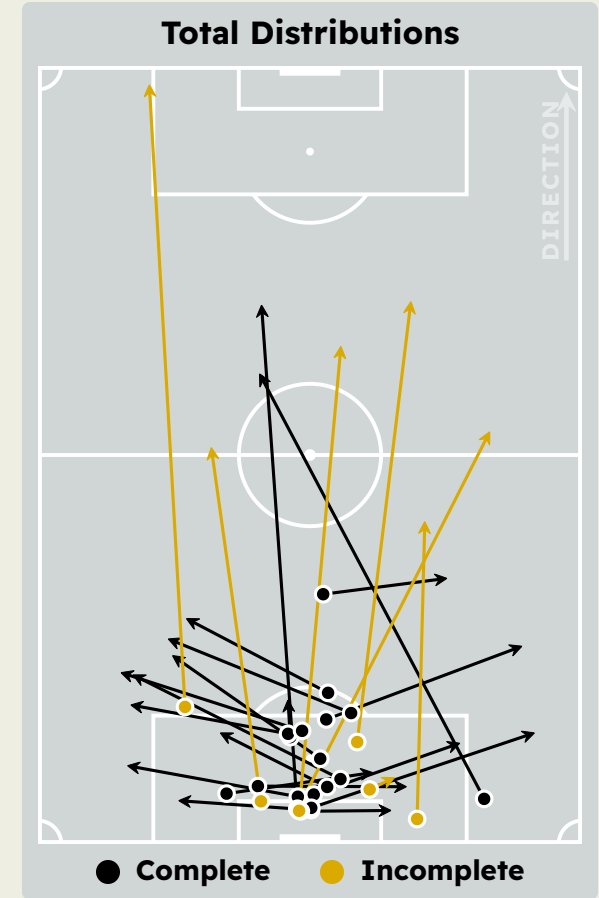
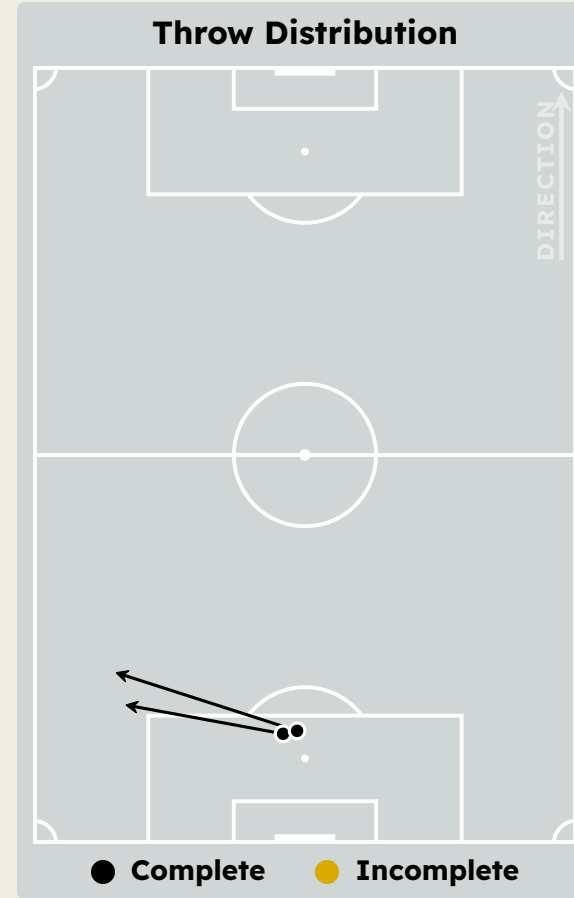
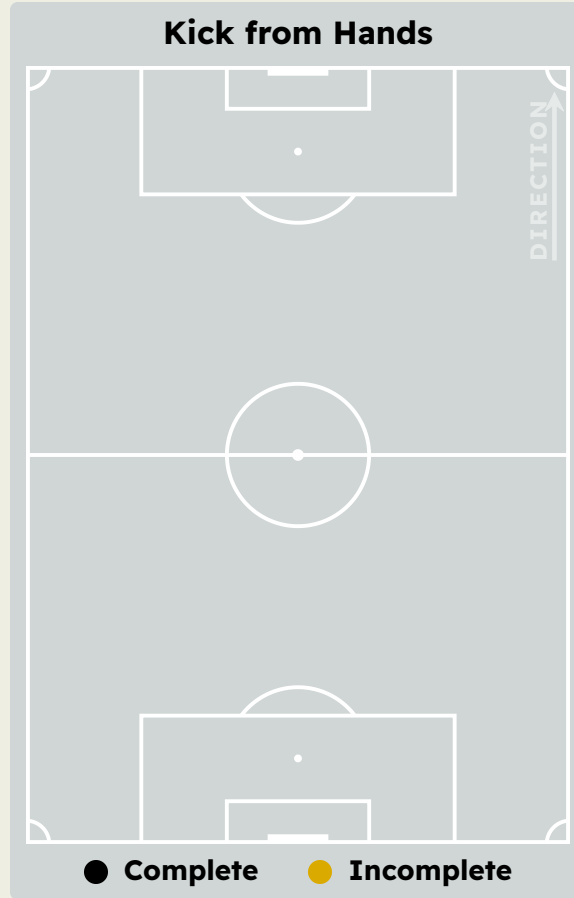
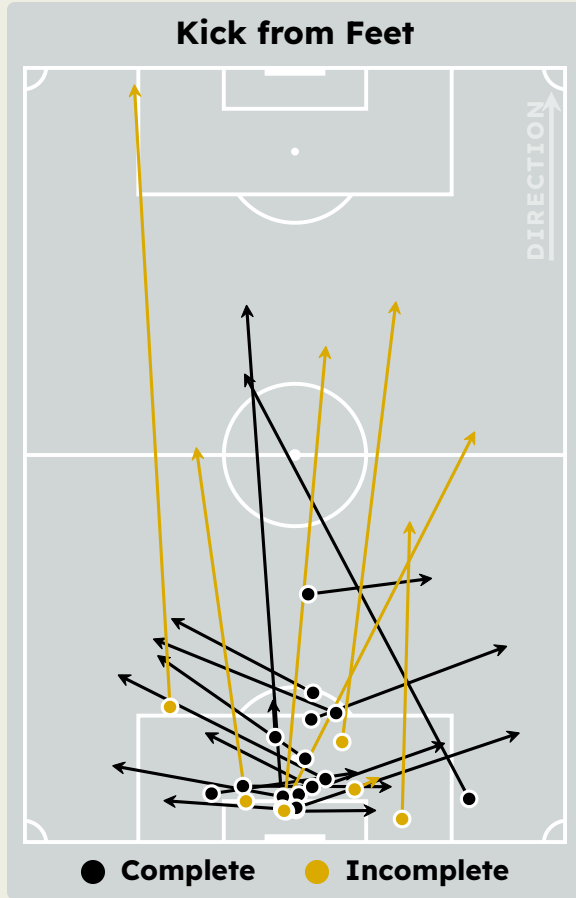
FC Porto GK Involvement Timeline



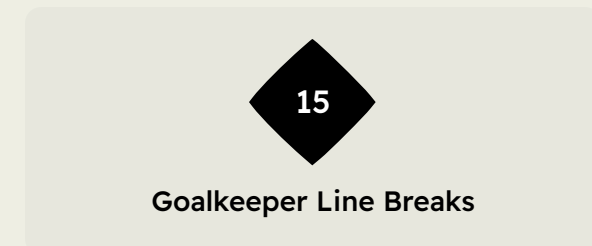


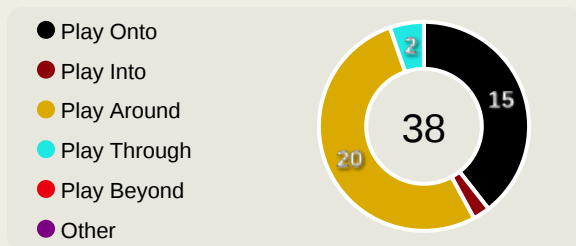
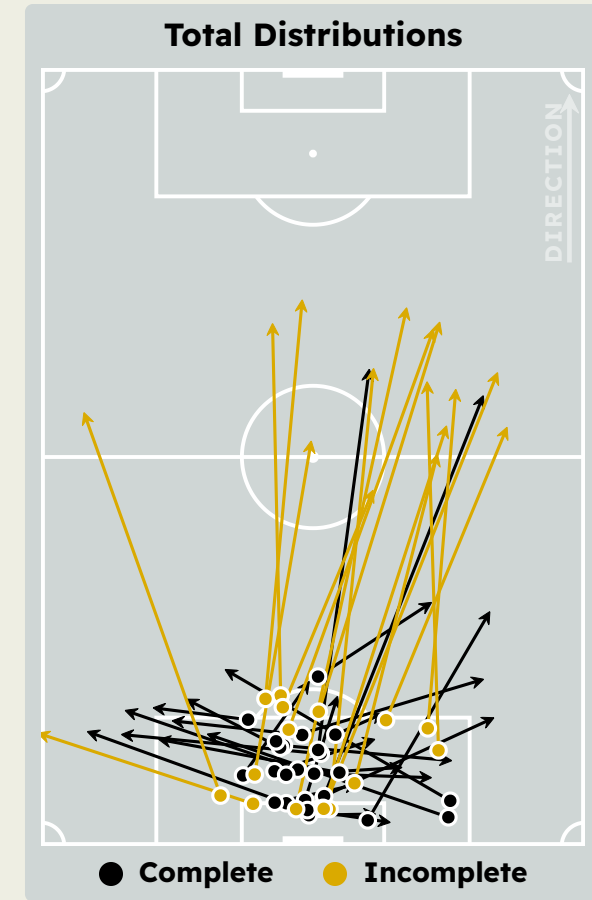
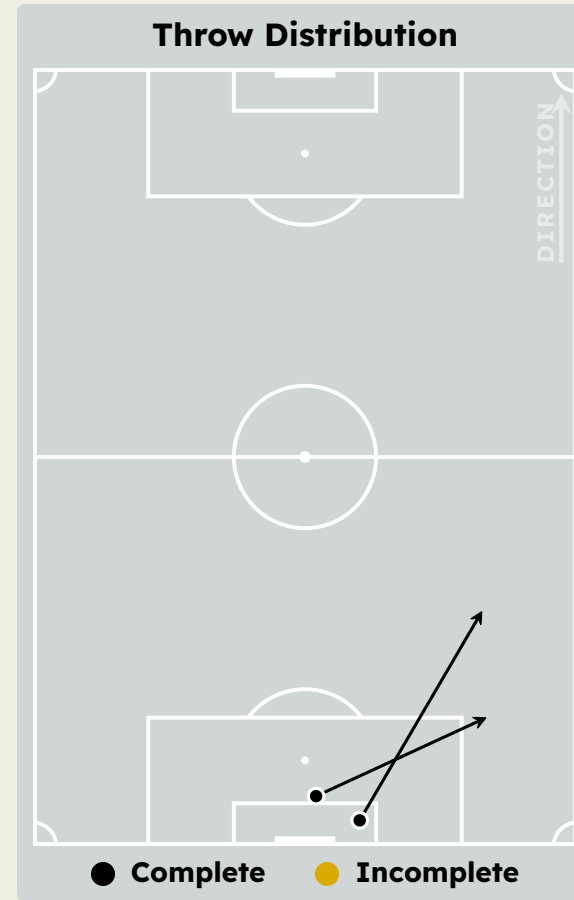
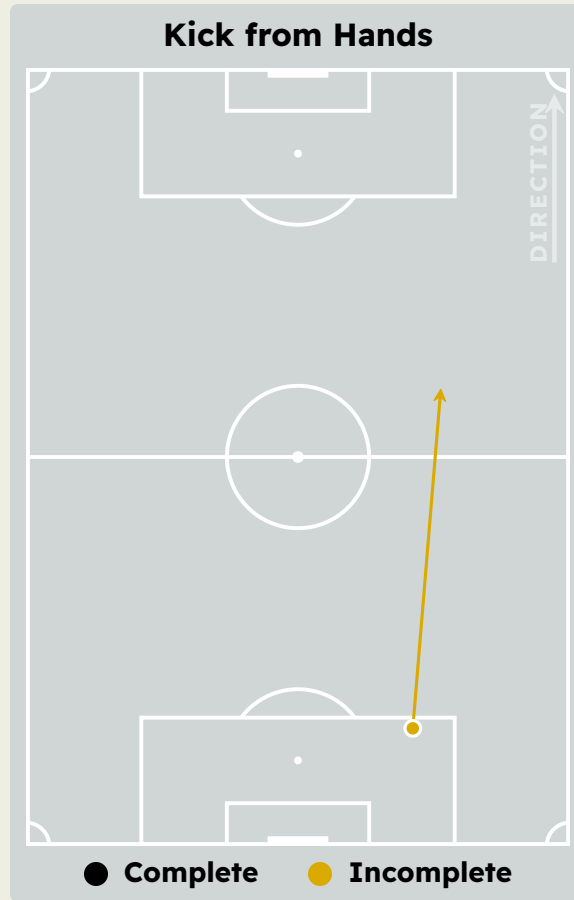
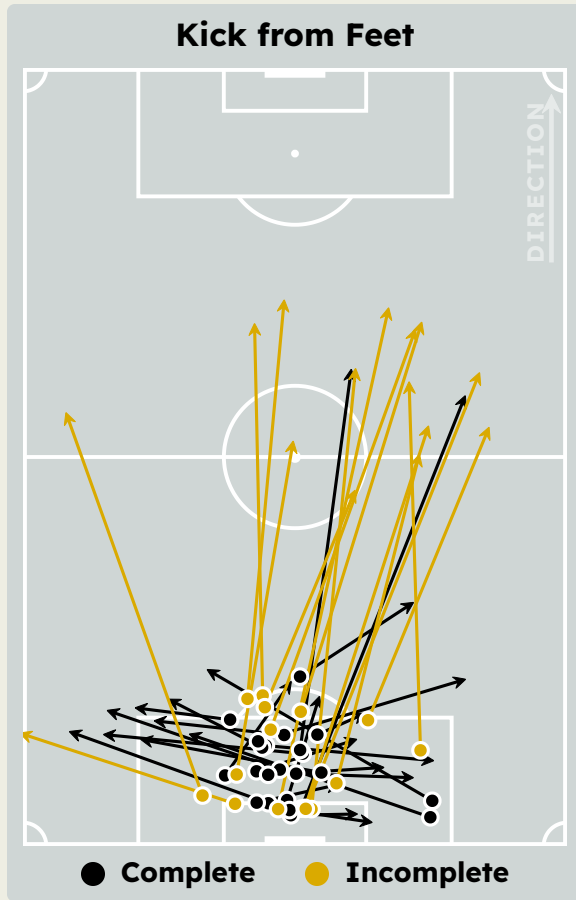
62

Total Involvements

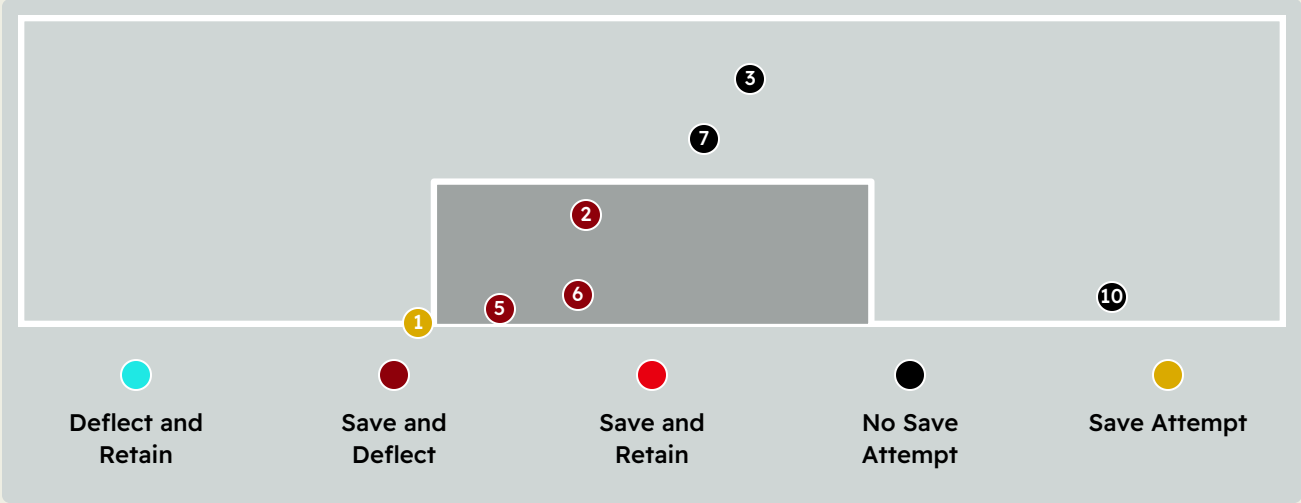
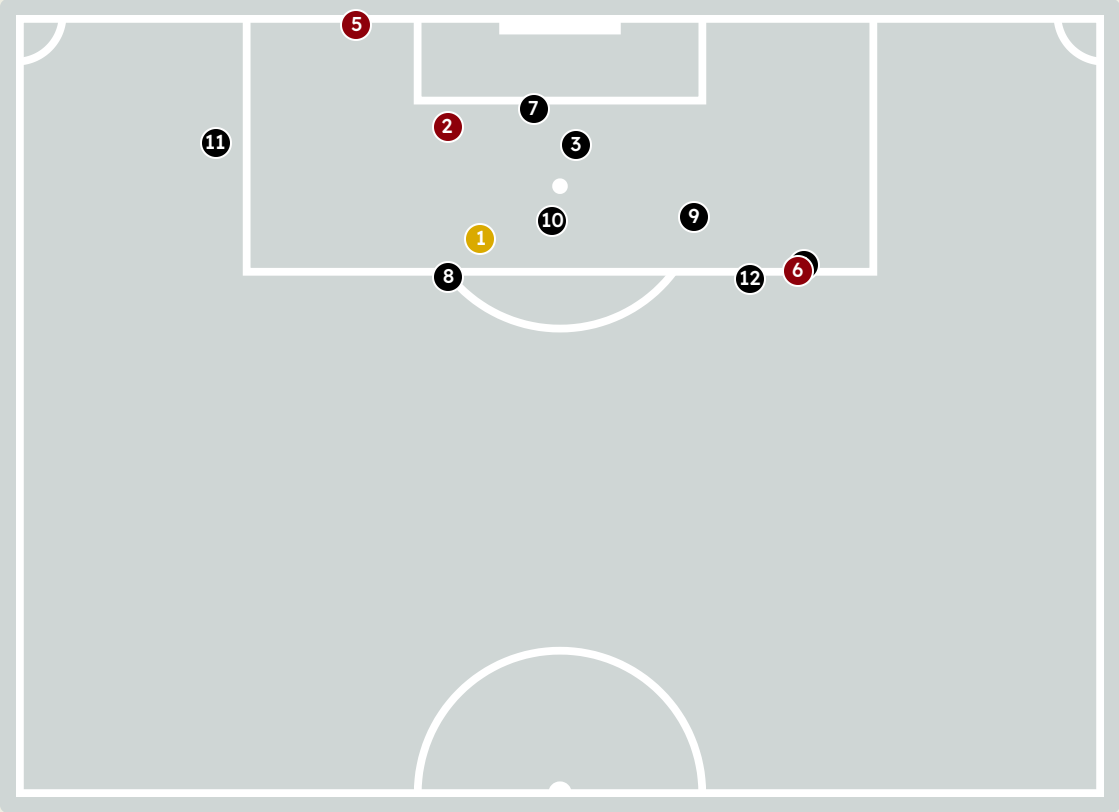
Goalkeeping Distribution



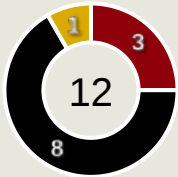
Goalkeeping Distribution



Goal Prevention



Intervention Type



- Deflect & Retain
- Save & Deflect
- Save & Retain
- No Save Attempt
- Save Attempt

Intervention Body Type



- Head
- Hands
- Upper Body
- Lower Body
- Feet

12

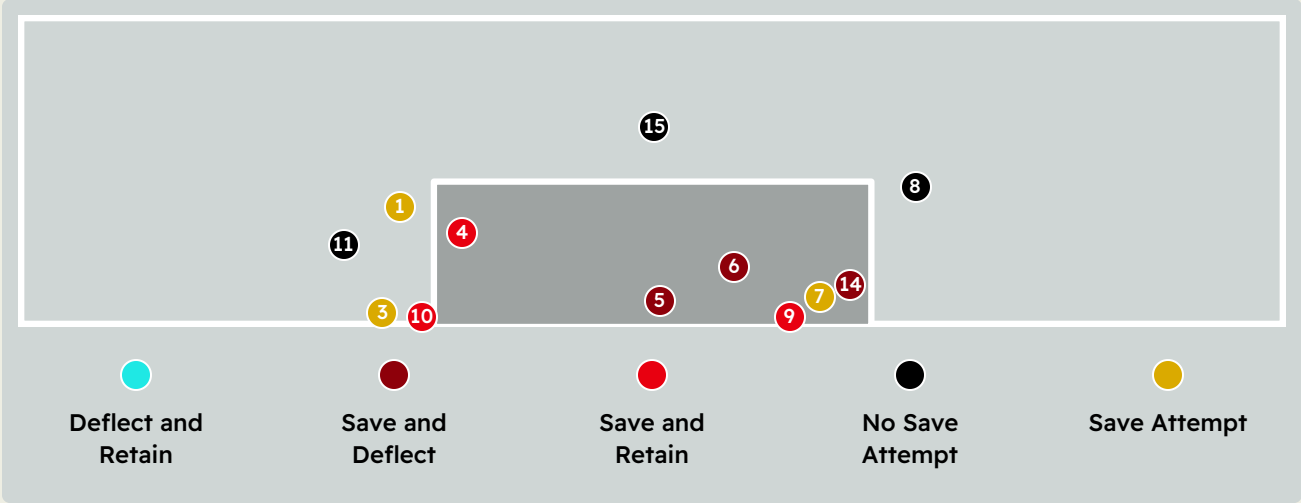
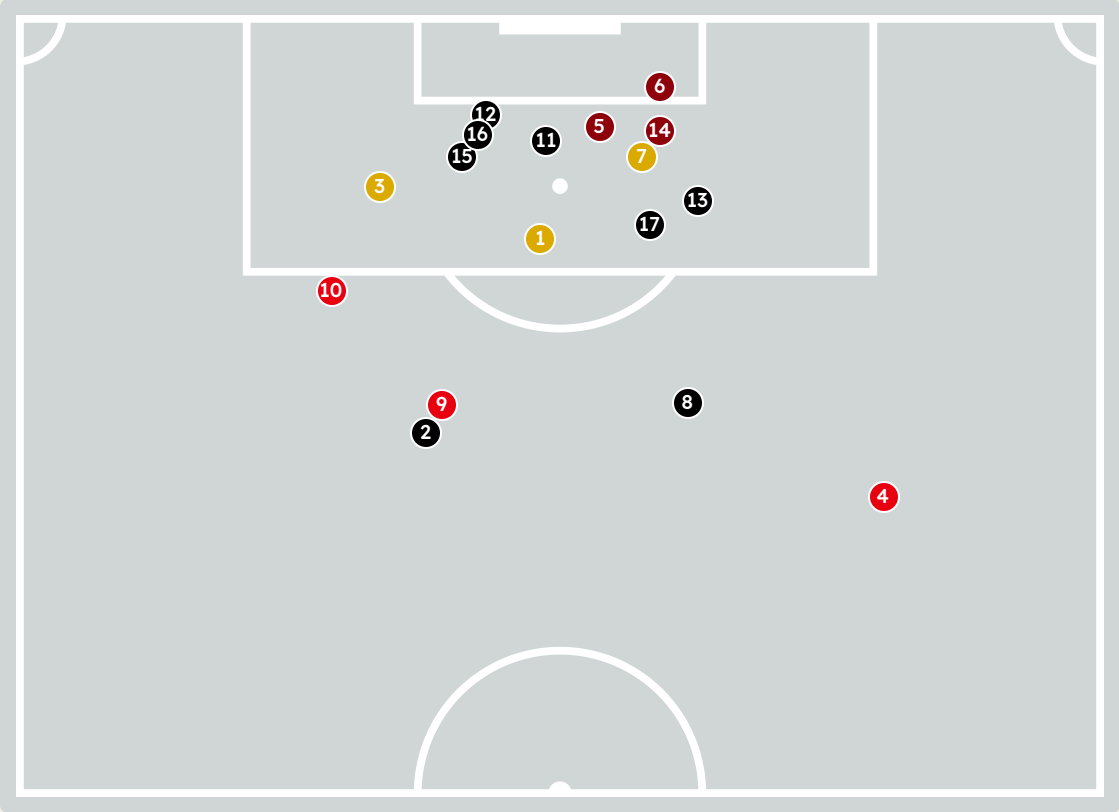
Total Attempts on Goal Faced

100

Save %

Total Attempts on Goal Faced	Total Goal Interventions	Save & Retain	Deflect & Retain	Save & Deflect	Save Attempt	No Save Attempt
12	3	0	0	3	1	8

Goal Prevention

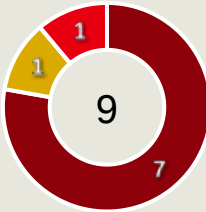


Intervention Type



- Deflect & Retain
- Save & Deflect
- Save & Retain
- No Save Attempt
- Save Attempt

Intervention Body Type



- Head
- Hands
- Upper Body
- Lower Body
- Feet

18

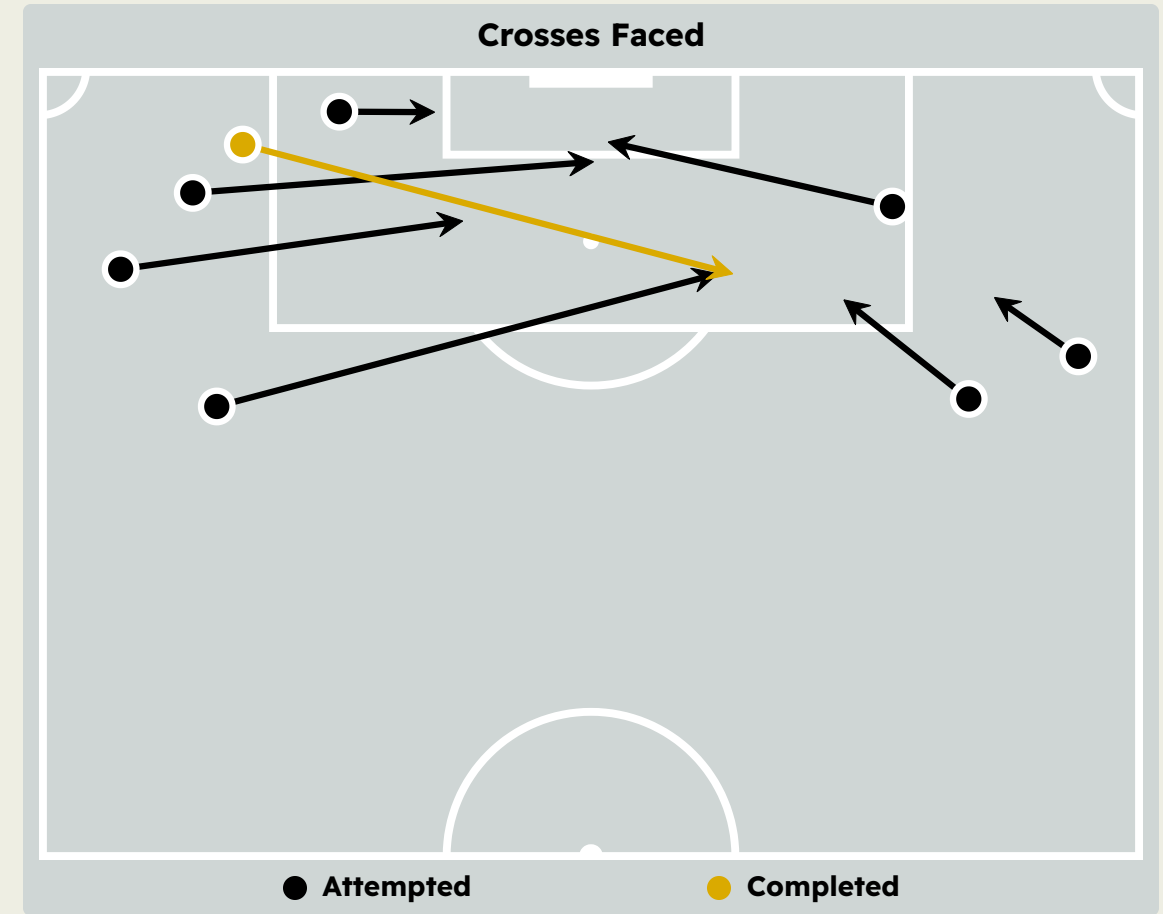
Total Attempts on Goal Faced

100

Save %

Total Attempts on Goal Faced	Total Goal Interventions	Save & Retain	Deflect & Retain	Save & Deflect	Save Attempt	No Save Attempt
18	6	3	0	3	3	9

Aerial Control

**3****Total Interventions****1****Complete****1****Punches****0****Incomplete****2****Complete****2****Claims****0****Incomplete****0****Complete****0****Tipped/Palmed****0****Incomplete**

Delivery Types Faced

Total	In Swing	Out Swing	Driven	Lofted	Cutback	Push
15	1	9	0	2	0	3

Aerial Control



3
Total Interventions

2
Complete

3
Punches

0
Incomplete

0
Complete

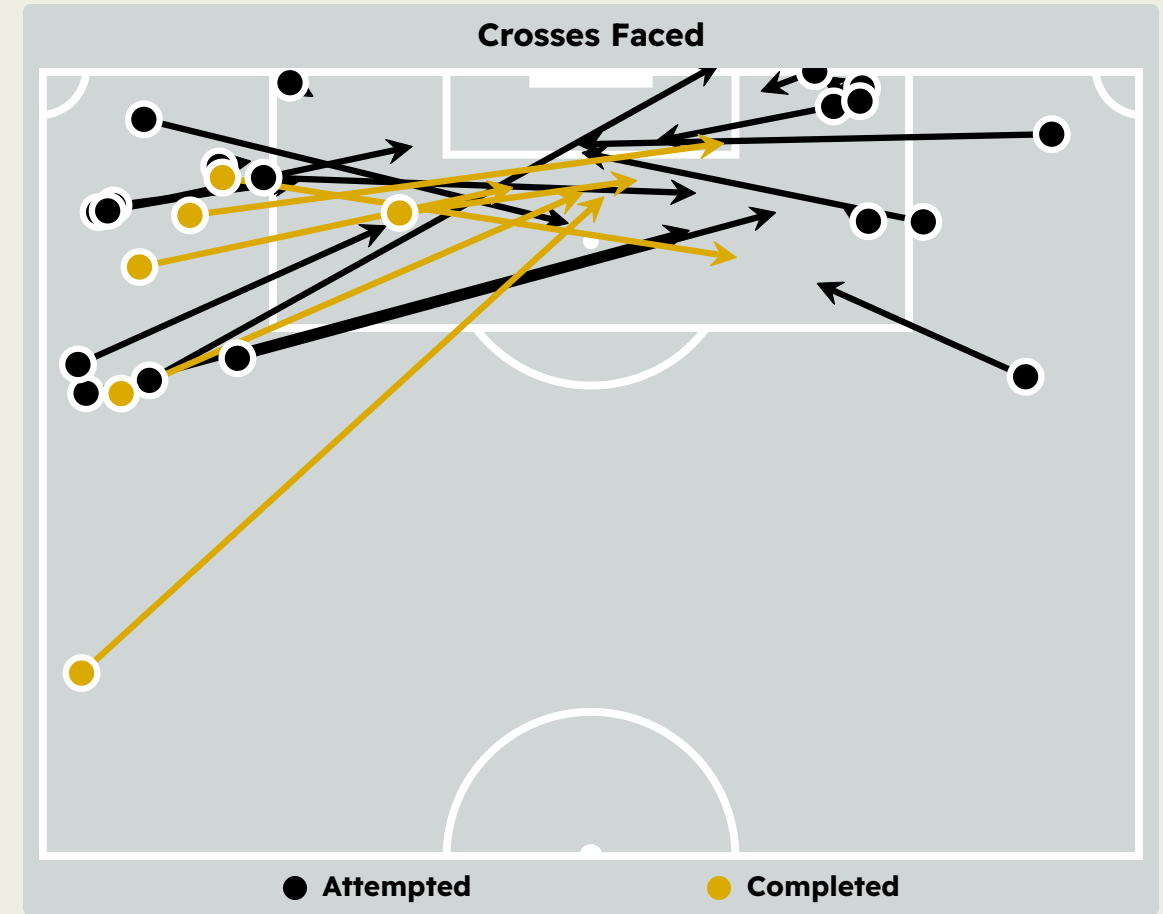
0
Claims

0
Incomplete

0
Complete

0
Tipped/Palmed

0
Incomplete



Delivery Types Faced

Total	In Swing	Out Swing	Driven	Lofted	Cutback	Push
30	5	13	0	7	2	3



SET PLAYS



Palmeiras v FC Porto

Set Plays

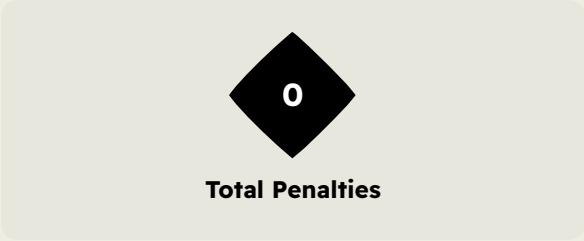
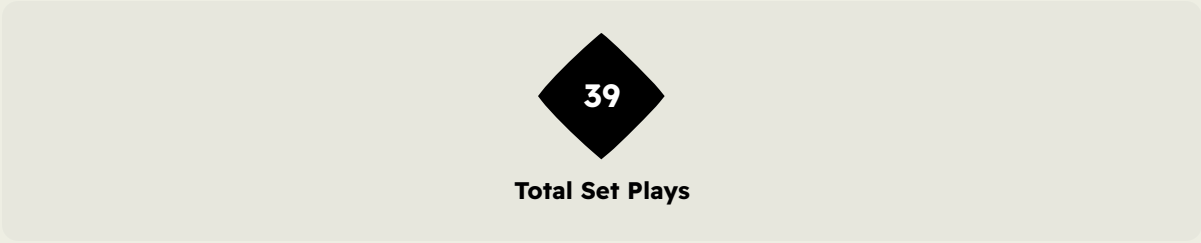


Free Kicks	
Type	Total
Direct	12
Direct (on target)	1
Direct (off target)	1
Indirect	1

Corners			
Delivery Type	From Left Side	From Right Side	Total
Direct to Area	2	2	4
Short	0	0	0
Edge of Penalty Area	0	0	0

Corners	
Delivery Style	Total
Inswing	3
Outswing	1
Driven	0
Lofted	0

Set Plays



Free Kicks	
Type	Total
Direct	20
Direct (on target)	0
Direct (off target)	0
Indirect	2

Corners			
Delivery Type	From Left Side	From Right Side	Total
Direct to Area	3	1	4
Short	0	0	0
Edge of Penalty Area	0	0	0

Corners	
Delivery Style	Total
Inswing	0
Outswing	3
Driven	0
Lofted	1



INDIVIDUAL DATA IN POSSESSION



Palmeiras v FC Porto

In Possession - Distributions



#	Player	Passes Attempted	Passes Completed	Pass Completion %	Switches of Play	Crosses Attempted	Crosses Completed	Line Breaks Attempted	Line Breaks Completed	Line Break Completion %	Ball Progressions	Take Ons	Step Ins	Attempts at Goal	Goals
21	WEVERTON	26	19	73%	↘	↘	↘	8	2	25%	↘	↘	↘	↘	↘
4	Agustin GIAY	58	48	83%	↘	↘	↘	20	16	80%	2	↘	2	↘	↘
5	Anibal MORENO	41	37	90%	2	1	↘	7	6	86%	1	↘	1	1	↘
7	FELIPE ANDERSON	24	21	88%	1	6	↘	9	7	78%	1	↘	1	↘	↘
8	Richard RIOS	30	24	80%	1	2	↘	7	6	86%	2	2	↘	4	↘
9	VITOR ROQUE	10	6	60%	↘	1	1	1	↘	↘ /	1	1	↘	↘	↘
15	Gustavo GOMEZ	39	34	87%	↘	2	↘	6	3	50%	↘	↘	↘	↘	↘
18	MAURICIO	28	20	71%	1	↘	↘	7	6	86%	1	1	↘	2	↘
22	Joaquin PIQUEREZ	46	42	91%	↘	8	4	12	10	83%	1	1	↘	1	↘
26	MURILO	47	42	89%	↘	1	↘	21	18	86%	4	↘	4	1	↘
41	ESTEVAO	17	13	76%	↘	2	↘	7	5	71%	2	2	↘	3	↘
10	PAULINHO	14	12	86%	↘	↘	↘	6	6	100%	1	1	↘	1	↘
23	RAPHAEL VEIGA	18	14	78%	↘	6	3	7	3	43%	↘	↘	↘	1	↘
30	LUCAS EVANGELISTA	3	3	100%	↘	↘	↘	↘	↘	↘ /	↘	↘	↘	1	↘
40	ALLAN	6	4	67%	↘	1	↘	4	2	50%	1	↘	1	↘	↘
42	Jose Manuel LOPEZ	2	1	50%	↘	↘	↘	↘	↘	↘ /	1	1	↘	2	↘

In Possession - Offers & Receptions



			Offer movement types						
#	Player	Total Offers	In Front	In Between	Out to In	In to Out	In Behind	No Movement	Offers Received
21	WEVERTON	9	↵	↵	↵	↵	↵	9	5
4	Agustin GIAY	20	9	↵	↵	↵	↵	11	11
5	Anibal MORENO	25	18	2	↵	2	↵	3	16
7	FELIPE ANDERSON	30	6	4	1	1	12	6	12
8	Richard RIOS	39	17	14	↵	3	4	1	13
9	VITOR ROQUE	29	↵	8	1	1	18	1	6
15	Gustavo GOMEZ	10	↵	↵	↵	↵	3	7	6
18	MAURICIO	54	6	13	2	13	8	12	16
22	Joaquin PIQUEREZ	37	8	2	1	↵	16	10	14
26	MURILO	19	5	↵	↵	↵	↵	14	15
41	ESTEVAO	37	5	6	1	5	16	4	14
10	PAULINHO	17	↵	4	↵	↵	9	4	7
23	RAPHAEL VEIGA	28	7	10	2	3	3	3	13
30	LUCAS EVANGELISTA	11	4	2	↵	↵	4	1	3
40	ALLAN	14	2	↵	↵	↵	7	5	5
42	Jose Manuel LOPEZ	16	↵	6	↵	1	9	↵	1

In Possession - Distributions



#	Player	Passes Attempted	Passes Completed	Pass Completion %	Switches of Play	Crosses Attempted	Crosses Completed	Line Breaks Attempted	Line Breaks Completed	Line Break Completion %	Ball Progressions	Take Ons	Step Ins	Attempts at Goal	Goals
14	CLAUDIO RAMOS	41	25	61%	↲	↲	↲	15	3	20%	↲	↲	↲	↲	↲
5	Ivan MARCANO	41	37	90%	1	↲	↲	12	9	75%	1	1	↲	2	↲
9	Samu AGHEHOWA	12	9	75%	↲	↲	↲	4	3	75%	4	4	↲	1	↲
10	FABIO VIEIRA	21	18	86%	2	5	3	4	4	100%	↲	↲	↲	2	↲
17	Gabri VEIGA	20	14	70%	↲	2	↲	7	5	71%	2	2	↲	1	↲
22	Alan VARELA	34	28	82%	↲	2	2	10	9	90%	↲	↲	↲	1	↲
23	JOAO MARIO	23	21	91%	↲	2	↲	6	5	83%	2	1	1	↲	↲
52	MARTIM FERNANDES	39	34	87%	↲	1	↲	13	12	92%	↲	↲	↲	1	↲
74	FRANCISCO MOURA	26	17	65%	↲	2	1	13	10	77%	1	↲	1	↲	↲
86	RODRIGO MORA	13	6	46%	1	↲	↲	9	5	56%	8	4	4	2	↲
97	ZE PEDRO	45	42	93%	↲	↲	↲	8	6	75%	↲	↲	↲	1	↲
6	Stephen EUSTAQUIO	7	7	100%	↲	↲	↲	2	2	100%	↲	↲	↲	↲	↲
11	PEPE	9	8	89%	↲	1	↲	6	5	83%	1	↲	1	↲	↲
20	ANDRE FRANCO	3	3	100%	↲	↲	↲	↲	↲	↲ /	1	↲	1	1	↲
24	Nehuen PEREZ	1	1	100%	↲	↲	↲	1	1	100%	↲	↲	↲	↲	↲
25	Tomas PEREZ	2	2	100%	↲	↲	↲	↲	↲	↲ /	↲	↲	↲	↲	↲

In Possession - Offers & Receptions



			Offer movement types						
#	Player	Total Offers	In Front	In Between	Out to In	In to Out	In Behind	No Movement	Offers Received
14	CLAUDIO RAMOS	21	↵	↵	↵	↵	↵	21	9
5	Ivan MARCANO	15	3	↵	↵	↵	↵	12	7
9	Samu AGHEHOWA	30	2	16	1	↵	9	2	10
10	FABIO VIEIRA	20	3	↵	2	5	4	6	9
17	Gabri VEIGA	24	3	5	↵	2	9	5	9
22	Alan VARELA	9	2	5	↵	↵	↵	2	2
23	JOAO MARIO	28	6	↵	↵	↵	8	14	16
52	MARTIM FERNANDES	18	5	3	↵	↵	4	6	5
74	FRANCISCO MOURA	25	5	1	↵	1	9	9	7
86	RODRIGO MORA	24	2	14	↵	1	6	1	5
97	ZE PEDRO	3	↵	↵	↵	↵	↵	3	2
6	Stephen EUSTAQUIO	1	1	↵	↵	↵	↵	↵	1
11	PEPE	12	3	5	1	↵	2	1	8
20	ANDRE FRANCO	5	↵	1	1	↵	2	1	1
24	Nehuen PEREZ	↵	↵	↵	↵	↵	↵	↵	↵
25	Tomas PEREZ	1	↵	↵	↵	↵	1	↵	1



INDIVIDUAL DATA OUT OF POSSESSION



Palmeiras v FC Porto

Out of Possession



#	Player	Tackles Made / Won	Blocks	Interceptions	Pressing Direct	Pressing Indirect	Duels Won - Aerial	Duels Won - Physical	Possession Contests won	Clearances	Loose Ball Receptions	Pushing On	Pushing On into Pressing	Possession Regains	Possession Interrupted
21	WEVERTON	✓ / ✓	✓	✓	✓	✓	✓	✓	✓	✓	3	✓	✓	4	✓
4	Agustin GIAY	2 / 0	2	1	6	5	✓	✓	✓	1	10	16	✓	2	3
5	Anibal MORENO	3 / 1	5	1	6	19	✓	✓	1	4	12	26	10	7	4
7	FELIPE ANDERSON	3 / 1	1	✓	2	4	2	✓	2	3	5	3	3	1	2
8	Richard RIOS	3 / 0	3	1	10	13	✓	✓	✓	2	6	32	8	2	2
9	VITOR ROQUE	1 / 0	✓	✓	3	27	✓	✓	✓	✓	4	21	14	✓	✓
15	Gustavo GOMEZ	3 / 0	4	✓	5	3	2	1	3	11	5	10	2	7	9
18	MAURICIO	✓ / ✓	3	✓	1	16	✓	✓	✓	✓	7	10	6	2	✓
22	Joaquin PIQUEREZ	2 / 0	2	✓	4	23	2	✓	3	1	6	12	10	3	2
26	MURILO	1 / 0	1	1	2	4	4	1	5	1	5	9	2	5	2
41	ESTEVAO	1 / 0	2	✓	3	21	✓	✓	✓	✓	3	14	13	✓	1
10	PAULINHO	✓ / ✓	1	✓	1	2	✓	✓	✓	✓	✓	2	2	✓	✓
23	RAPHAEL VEIGA	✓ / ✓	✓	✓	✓	3	✓	✓	✓	✓	3	2	✓	✓	✓
30	LUCAS EVANGELISTA	✓ / ✓	✓	✓	1	2	2	✓	2	1	✓	✓	✓	1	✓
40	ALLAN	1 / 1	✓	✓	1	4	1	✓	1	1	✓	✓	✓	1	1
42	Jose Manuel LOPEZ	1 / 1	✓	✓	✓	✓	3	✓	3	✓	✓	✓	✓	1	✓

Out of Possession



#	Player	Tackles Made / Won	Blocks	Interceptions	Pressing Direct	Pressing Indirect	Duels Won - Aerial	Duels Won - Physical	Possession Contests won	Clearances	Loose Ball Receptions	Pushing On	Pushing On into Pressing	Possession Regains	Possession Interrupted
14	CLAUDIO RAMOS	0 / 0	0	0	0	0	0	0	0	0	5	0	0	6	0
5	Ivan MARCANO	1 / 1	5	1	2	3	5	0	5	7	7	8	1	7	6
9	Samu AGHEHOWA	0 / 0	3	0	2	14	0	1	1	0	2	20	8	1	2
10	FABIO VIEIRA	2 / 0	3	0	4	16	1	0	1	2	2	6	5	4	1
17	Gabri VEIGA	5 / 1	6	1	10	20	0	0	1	1	5	18	10	5	5
22	Alan VARELA	3 / 1	3	3	3	8	1	0	1	1	6	7	4	6	2
23	JOAO MARIO	1 / 0	1	1	2	22	0	0	1	0	2	18	16	2	1
52	MARTIM FERNANDES	3 / 1	6	0	4	5	1	0	1	6	4	8	4	4	8
74	FRANCISCO MOURA	2 / 1	3	0	4	21	2	0	2	9	4	36	13	5	6
86	RODRIGO MORA	1 / 1	1	0	1	19	0	0	0	0	4	5	4	1	1
97	ZE PEDRO	2 / 0	1	4	4	4	0	0	0	6	2	11	0	6	5
6	Stephen EUSTAQUIO	0 / 0	2	0	0	7	0	0	2	2	1	2	0	0	4
11	PEPE	2 / 0	0	0	3	11	0	0	1	0	0	14	9	0	0
20	ANDRE FRANCO	0 / 0	0	0	1	5	0	0	1	0	1	0	0	0	0
24	Nehuen PEREZ	1 / 0	2	0	0	2	0	0	0	4	0	1	0	1	4
25	Tomas PEREZ	0 / 0	0	0	0	1	0	0	0	0	1	0	0	0	0



INDIVIDUAL DATA PHYSICAL



Palmeiras v FC Porto

Physical Data



#	Player	Total Distance (m)	Zone 1: 0-7 km/h (m)	Zone 2: 7-15 km/h (m)	Zone 3: 15-20 km/h (m)	Zone 4: 20-25 km/h (m)	Zone 5: 25+ km/h (m)	High Speed Runs (Zone 4)	Sprints (Zone 5)	Top Speed (km/h)
21	WEVERTON	5416.2	4205.4	1106.3	75.2	29.3	0.0	7.0	3.0	23.9
4	Agustin GIAY	9809.1	3477.3	4272.5	1361.6	507.0	190.8	108.0	41.0	30.9
5	Anibal MORENO	10456.4	3769.3	4546.8	1545.3	410.1	184.9	137.0	39.0	31.5
7	FELIPE ANDERSON	7153.2	2482.9	2868.3	1133.8	438.8	229.5	98.0	40.0	31.5
8	Richard RIOS	9497.5	3444.5	3065.1	1785.8	882.2	319.9	143.0	67.0	30.8
9	VITOR ROQUE	8086.5	3268.2	3019.7	966.3	524.3	308.0	81.0	50.0	33.7
15	Gustavo GOMEZ	8972.7	4154.6	3300.9	1029.9	398.5	88.7	94.0	31.0	29.4
18	MAURICIO	7512.0	2591.4	2892.1	1335.0	532.3	161.1	128.0	44.0	30.6
22	Joaquin PIQUEREZ	10014.0	4086.8	3282.9	1499.1	806.2	339.1	129.0	61.0	32.4
26	MURILO	8506.5	3487.0	3389.7	1075.5	437.3	117.0	99.0	36.0	30.0
41	ESTEVAO	6938.5	2599.7	2654.0	1075.0	440.3	169.5	92.0	36.0	30.9
10	PAULINHO	3180.4	1172.1	1061.6	496.5	320.1	130.1	38.0	26.0	30.2
23	RAPHAEL VEIGA	3438.7	1159.5	1265.8	680.1	282.0	51.3	63.0	24.0	31.4
30	LUCAS EVANGELISTA	1001.1	265.9	466.2	169.3	86.1	13.5	16.0	9.0	26.9
40	ALLAN	3174.0	1221.4	1013.3	584.7	263.4	91.2	51.0	23.0	31.6
42	Jose Manuel LOPEZ	1733.1	633.7	702.2	249.6	114.1	33.5	23.0	10.0	29.4

Physical Data



#	Player	Total Distance (m)	Zone 1: 0-7 km/h (m)	Zone 2: 7-15 km/h (m)	Zone 3: 15-20 km/h (m)	Zone 4: 20-25 km/h (m)	Zone 5: 25+ km/h (m)	High Speed Runs (Zone 4)	Sprints (Zone 5)	Top Speed (km/h)
14	CLAUDIO RAMOS	4647.8	3655.6	843.8	95.7	49.0	3.7	7.0	4.0	25.5
5	Ivan MARCANO	9824.0	3792.3	4002.0	1464.1	415.5	150.2	138.0	36.0	31.8
9	Samu AGHEHOWA	9720.8	4445.3	3755.7	773.7	437.6	308.5	69.0	45.0	33.8
10	FABIO VIEIRA	8630.4	3557.6	3293.3	1147.0	543.0	89.5	102.0	41.0	31.2
17	Gabri VEIGA	7178.7	2787.4	2814.4	997.2	471.1	108.6	78.0	38.0	32.7
22	Alan VARELA	9405.6	2962.5	4005.6	1726.0	569.0	142.5	157.0	42.0	29.7
23	JOAO MARIO	8400.1	3095.9	3252.4	1180.9	722.0	148.8	114.0	60.0	33.4
52	MARTIM FERNANDES	9809.9	3523.4	4152.7	1319.1	542.5	272.2	117.0	49.0	32.7
74	FRANCISCO MOURA	10466.9	3566.9	3956.2	1460.8	1018.7	464.2	141.0	73.0	33.6
86	RODRIGO MORA	8422.4	2954.9	3705.7	1079.6	535.8	146.3	92.0	44.0	30.3
97	ZE PEDRO	9028.3	3327.6	3933.7	1151.1	423.3	192.6	100.0	42.0	33.4
6	Stephen EUSTAQUIO	2017.0	663.7	838.6	341.2	129.0	44.4	34.0	9.0	27.7
11	PEPE	3131.5	998.3	1266.3	549.8	246.7	70.4	49.0	22.0	30.0
20	ANDRE FRANCO	1797.7	440.8	796.2	319.3	209.2	32.3	25.0	15.0	29.4
24	Nehuen PEREZ	1823.0	762.9	636.8	260.1	97.3	66.0	24.0	11.0	30.1
25	Tomas PEREZ	1720.8	407.3	912.7	304.0	51.8	44.9	27.0	5.0	29.2



CLUB WORLD CUP

FIFA